

2023 Activity Survey

Year 11 Leavers from Wyvern College

Contents

Introduction	3
Careers Adviser Summary	4
Glossary of Terms	5
Situation Overview	6
Raising the Participation Age (RPA) Situations	7
RPA Situation Breakdown	8
RPA Education Programme	9
RPA Programme Establishments	10
Non_RPA Situations	11
Non-RPA Situation Breakdown	12
Other Situations	13
Intended Destination	14
September Guarantee	15
Appendix	16

Introduction

This booklet has been compiled by the Hampshire County Council Data and Systems Team for Hampshire schools and academies (referred to as establishments), and its data has been compiled from Hampshire's Client Caseload Information System (CCIS).

The booklet is based on the cohort of young people who were recorded as being academically aged Year 11 and in a Hampshire establishment on 31st May 2023, and information presented is a snapshot of that cohort as of 1st November 2023.

Topics covered are based on performance measures used by the Department for Education (DfE), and enable establishments to monitor their current performance, to plan future strategies and to identify potential issues before they arise.

Due to Raising the Participation Age (RPA) legislation 2014, young people are under a duty to participate in education or training until at least their 18th birthday, although in practice most young people continue until the end of the academic year in which they turn 18 (academic Year 13). This significant piece of education legislation has particular importance to vulnerable young people. Primary responsibility for providing independent and impartial careers guidance on participation options rests with establishments directly.

Note that information is withheld and replaced with '-' where less than 5 leavers are recorded.

Careers Advice and Guidance provided by Hampshire Futures

A summary cannot be provided as the School does not purchase careers guidance from the Hampshire Careers & Employability Service (Hampshire County Council)

For details please see your careers provider or for more information visit



<https://www.hants.gov.uk/hampshire-services/services-for-schools/pupil-support/careers>



careers.service@hants.gov.uk

Glossary of Terms

Common Terms

DfE - Department for Education.
Situation - The activity of a young person.
EET - In Education, Employment or Training.
EOTAS - Education Other Than At School (including Home Education).
NEET - Not in Education, Employment or Training.
RPA - Raising the Participation Age. (https://www.gov.uk/government/policies/increasing-opportunities-for-young-people-and-helping-them-to-achieve-their-potential/supporting-pages/raising-the-participation-age).
Unknown - Young people whose destination cannot be confirmed.

Situation Category (see Appendix for detailed breakdown)

RPA: Sixth Form College/School - Includes Sixth Form College and School Sixth Form.
RPA: FE College - Further Education.
RPA: Other Ed inc. Traineeship - Includes Year 11, Higher Education, moved out of area to education, Gap Year students, independent specialist providers, custodial sentences and traineeships.
RPA: Non-Emp Training (FT) - Includes full-time provider-based foundation learning and supported
RPA: Emp (FT) inc. Apprenticeship - Includes full-time jobs with training (nb employed and self-employed) and apprenticeships.
Non RPA: EET (no RPA) inc. PT Emp - Includes full-time jobs without training, part-time education/employment/ training and re-engagement opportunities.
Non RPA: NEET - Available - Unemployed but potentially available for work.
Non RPA: NEET - Not Available - Unemployed and unavailable for work, e.g. young carers.
Other: Includes unknowns, moved out of area to unknown activity, pregnancies, teenage parents, illness and unpaid personal development opportunities that support young people to enter EET.

Education Programmes

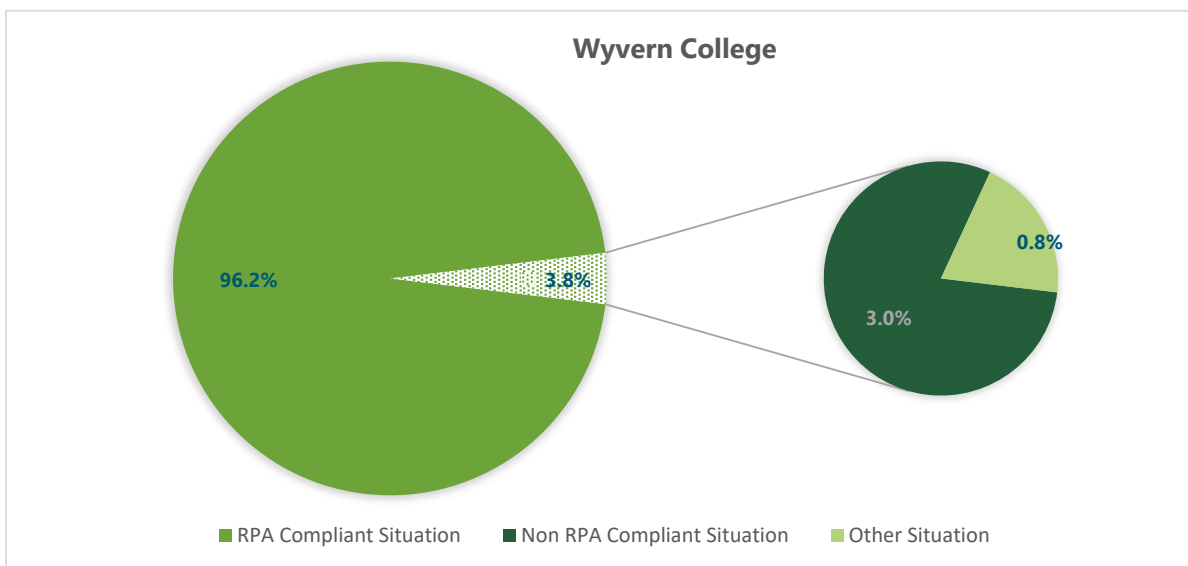
Level 3 - A Levels - GCE A Levels.
Level 3 - Technical - Includes all vocational programmes including BTEC, CTEC, NVQ, T Levels etc.
Level 2 - Technical - Includes all vocational programmes including BTEC, CTEC, NVQ etc.
Level 2 - GCSEs - GCSEs.
Level 1 - Technical - Includes all vocational programmes including BTEC, CTEC, NVQ etc.
Entry Level inc. Traineeships - Entry level programmes including Traineeships.
Other Education Course - Includes higher education courses and programme types not specified in the data sent by further education establishments.

Note

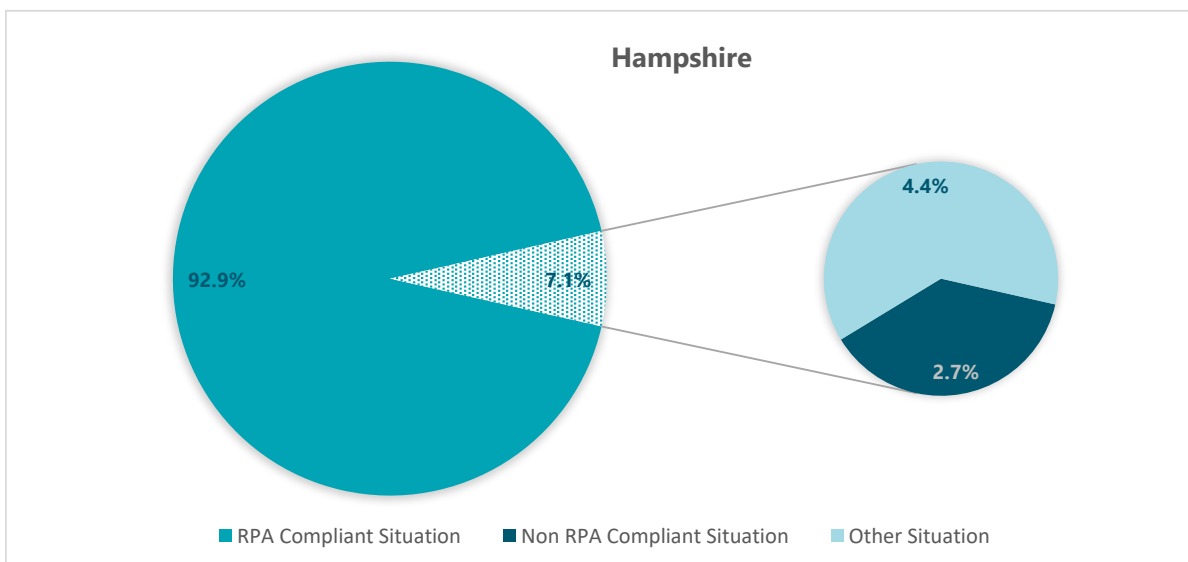
Due to rounding of multiple numbers the figures in some tables may not always add up to 100%.
The cohort for the Activity Survey is based on the previous Year 11 September Guarantee cohort. The contents of this Activity Survey booklet will therefore differ from other school statistics published on government websites that are compiled using a different cohort.

Situation Overview

The chart below shows that 96.2% of Wyvern College Year 11s in 2023 moved to participating situations that meet the DfE defined 'Raising the Participation Age (RPA)'. Of the remaining 3.8%, 3% moved to Non RPA situations and 0.8% to Other situations. The 'Other' category includes young people who are working towards participation, on a temporary break, unable to engage due to personal reasons as well as those whose situation is unknown or who have moved out of the area.

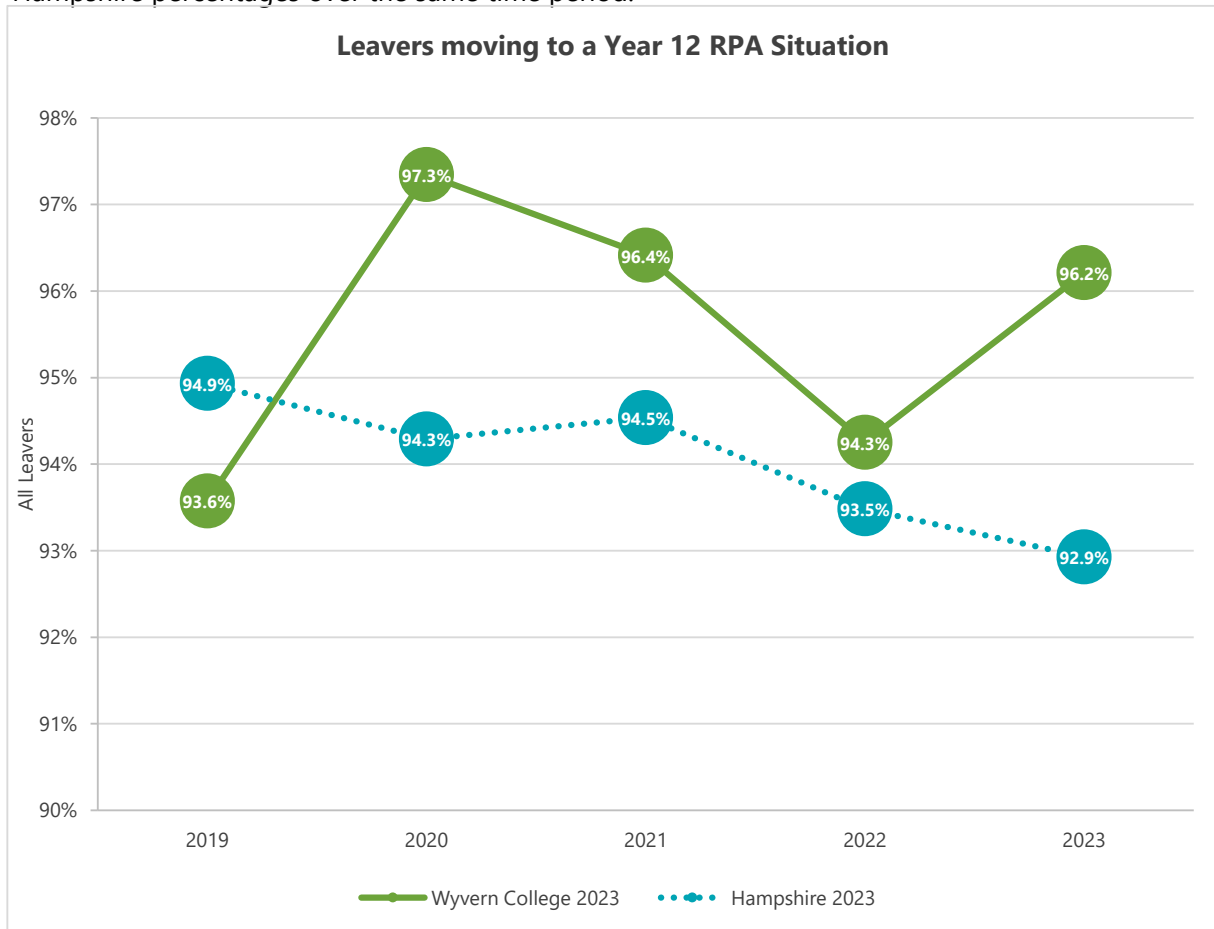


The same chart showing the total Hampshire cohort indicates that 92.9% of Hampshire Year 11 leavers moved to RPA situations in 2023. The RPA percentage for Wyvern College is higher than that for Hampshire.



Raising the Participation Age (RPA) Situations

The graph below shows the percentage of leavers from Wyvern College who moved to a RPA situation in Year 12. It shows percentages for the past five years, and compares these to the Hampshire percentages over the same time period.



The tables below show the actual numbers of young people in a RPA situation compared to the numbers in the cohort. Where fewer than five people are recorded the information is withheld and replaced with '-'.

Wyvern College

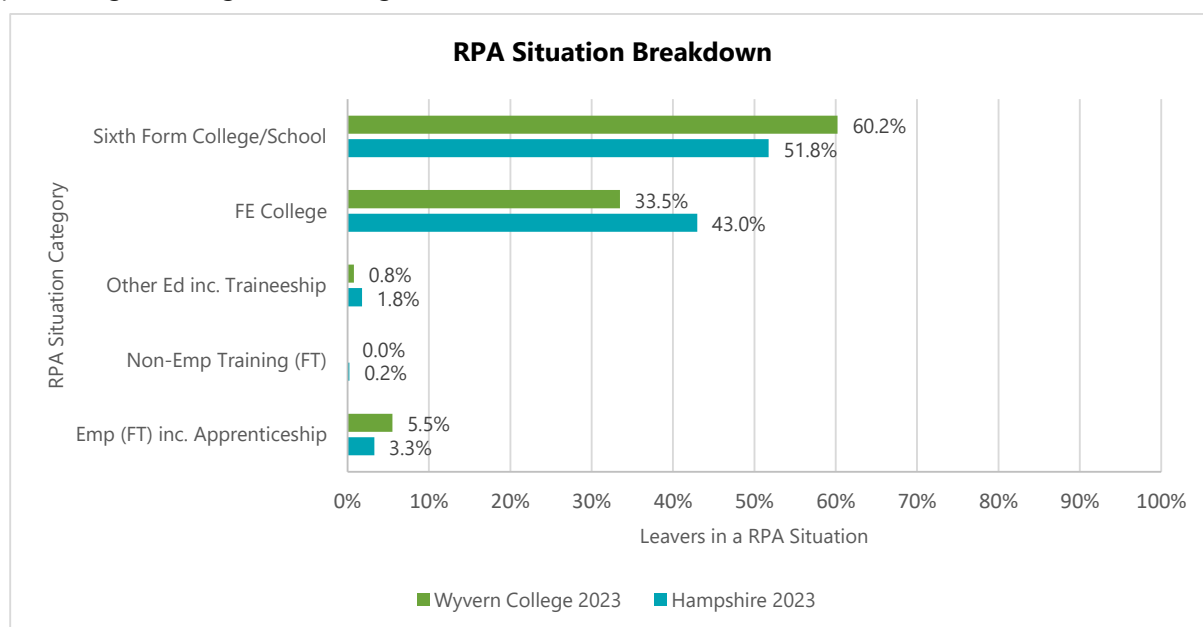
Leaver Year	2019	2020	2021	2022	2023
RPA Met	233	220	242	246	254
Total Leavers	249	226	251	261	264

Hampshire

Leaver Year	2019	2020	2021	2022	2023
RPA Met	12,736	12,832	13,342	13,225	13,744
Total Leavers	13,416	13,609	14,113	14,147	14,790

RPA Situation Breakdown

RPA situations are grouped into five categories, seen below. The Situation Category table in the glossary on page 5 defines each category. The graph below shows that there is a smaller percentage of Wyvern College leavers moving to an education programme ('Sixth Form College/School', 'FE College', 'Other Ed inc. Traineeship') than the Hampshire average, but a larger percentage moving to a training situation.



The tables below show the actual numbers of young people in each RPA situation. Where fewer than five people are recorded the information is withheld and replaced with '-'.

Wyvern College

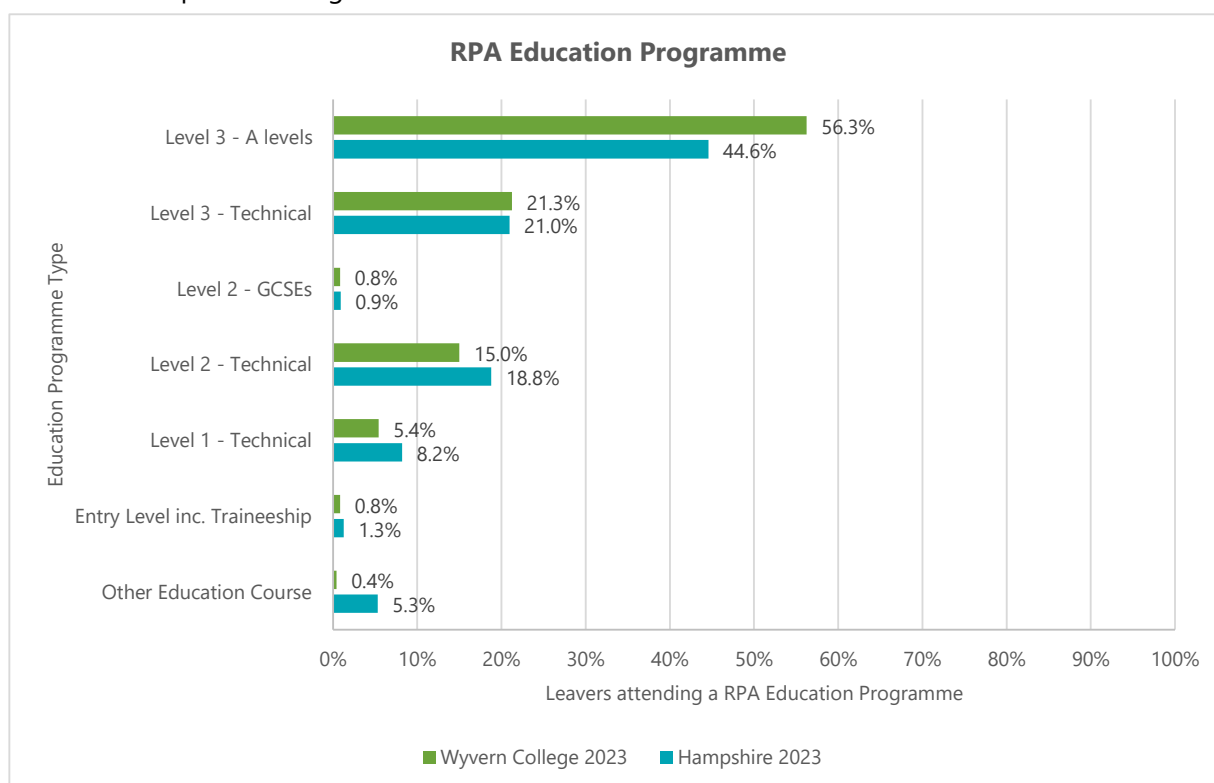
Leaver Year	2019	2020	2021	2022	2023
Sixth Form College/School	156	144	168	152	153
FE College	71	63	64	87	85
Other Ed inc. Traineeship	0	0	0	0	-
Non-Emp Training (FT)	0	0	-	-	0
Emp (FT) inc. Apprenticeship	6	13	9	6	14

Hampshire

Leaver Year	2019	2020	2021	2022	2023
Sixth Form College/School	6,742	6,923	7,128	6,983	7,113
FE College	5,359	5,401	5,665	5,589	5,906
Other Ed inc. Traineeship	45	32	26	170	243
Non-Emp Training (FT)	44	27	52	84	31
Emp (FT) inc. Apprenticeship	546	449	471	399	451

RPA Education Programme

There are different types of education programmes. The bar chart below shows that a higher percentage of education programme leavers from Wyvern College moved on to study a Level 3 programme than the Hampshire average. A lower percentage moved to Technical programmes than the Hampshire average.



The table below shows the actual numbers of young people in each programme type. Where fewer than five people are recorded the information is withheld and replaced with '-'.

Education Programme Type	Wyvern College 2023	Hampshire 2023
Level 3 - A levels	135	5,912
Level 3 - Technical	51	2,779
Level 2 - GCSEs	-	120
Level 2 - Technical	36	2,491
Level 1 - Technical	13	1,086
Entry Level inc. Traineeship	-	169
Other Education Course	-	705

RPA Programme Establishments

Certain factors can greatly influence the appeal of a post-16 education establishment, such as the type of courses offered.

The table below shows the most popular establishments attended, as of 1st November 2023, by the Year 11 leavers from Wyvern College who moved to a full-time education programme. It shows the number of young people attending the establishment, and the percentage they represent compared to all Wyvern College full-time education leavers (240).

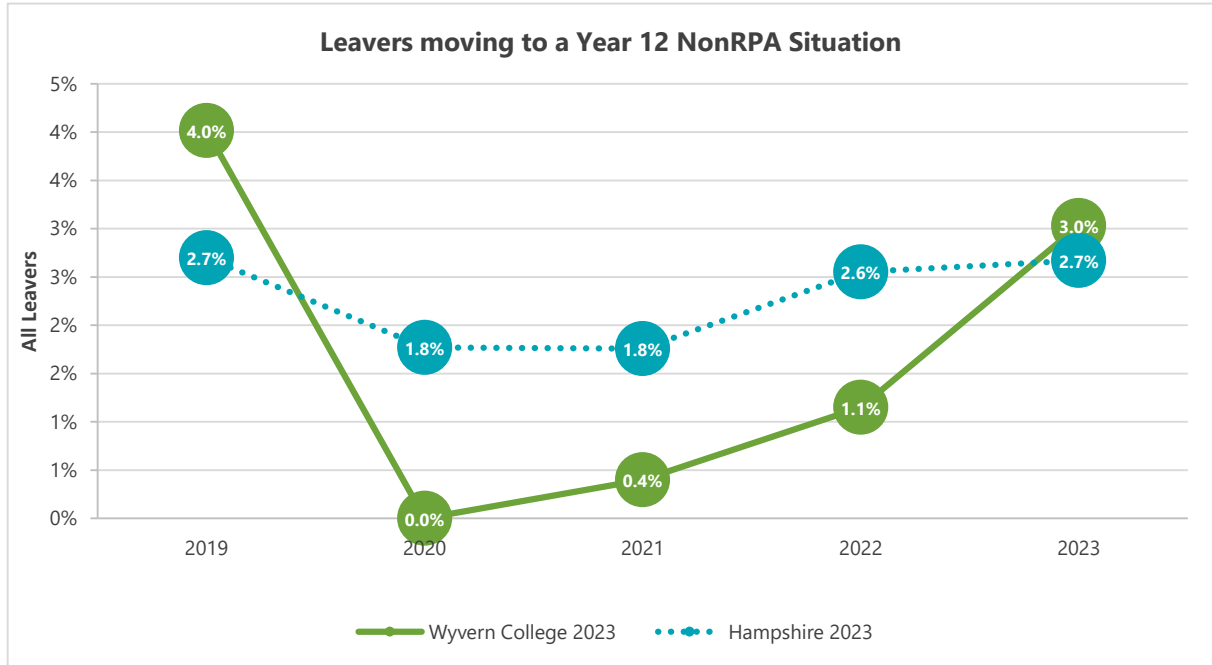
The figures include young people repeating a year of statutory education. Establishments with fewer than five people attending are not shown.

Year 12 Establishments	Leavers from Wyvern College	% of Programme Leavers
Barton Peveril Sixth Form College	130	54.2%
Eastleigh College	54	22.5%
Sparsholt College	23	9.6%

Year 11 leavers from Wyvern College moving to an education programme also attended Itchen College, and Peter Symonds College.

Non RPA Situations

The graph below shows the percentage of leavers from Wyvern College who moved to a Non RPA situation in Year 12 over the past five years, and compares this to the Hampshire percentages over the same time period.



The tables below show the actual numbers of young people in a Non RPA situation compared to the numbers in the cohort. Where fewer than five people are recorded the information is withheld and replaced with '-'.

Wyvern College

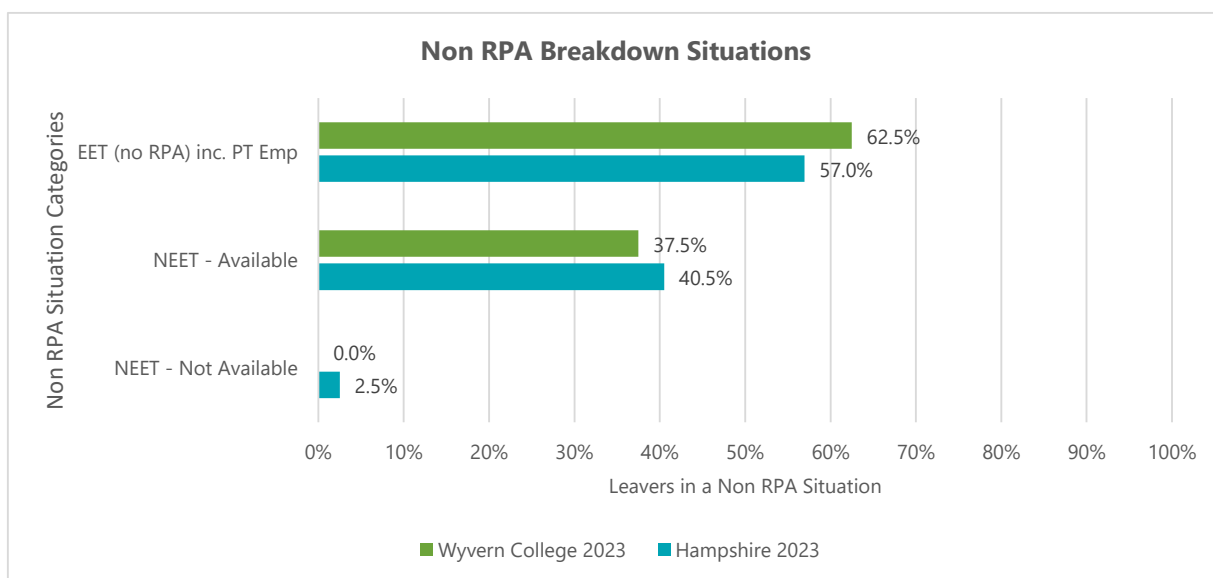
Leaver Year	2019	2020	2021	2022	2023
RPA Not Met	10	0	-	-	8
Total Leavers	249	226	251	261	264

Hampshire

Leaver Year	2019	2020	2021	2022	2023
RPA Not Met	362	241	248	361	395
Total Leavers	13,416	13,609	14,113	14,147	14,790

Non RPA Situation Breakdown

Non RPA situations are grouped into three categories, seen below. The Situation Category table in the glossary on page 5 defines each category. The graph below shows that in 2023 there was a larger percentage of Wyvern College leavers moving to a Non RPA EET situation than the Hampshire average.



The tables below show the actual numbers of young people in each Non RPA situation. Where fewer than five people are recorded the information is withheld and replaced with '-'.

Wyvern College

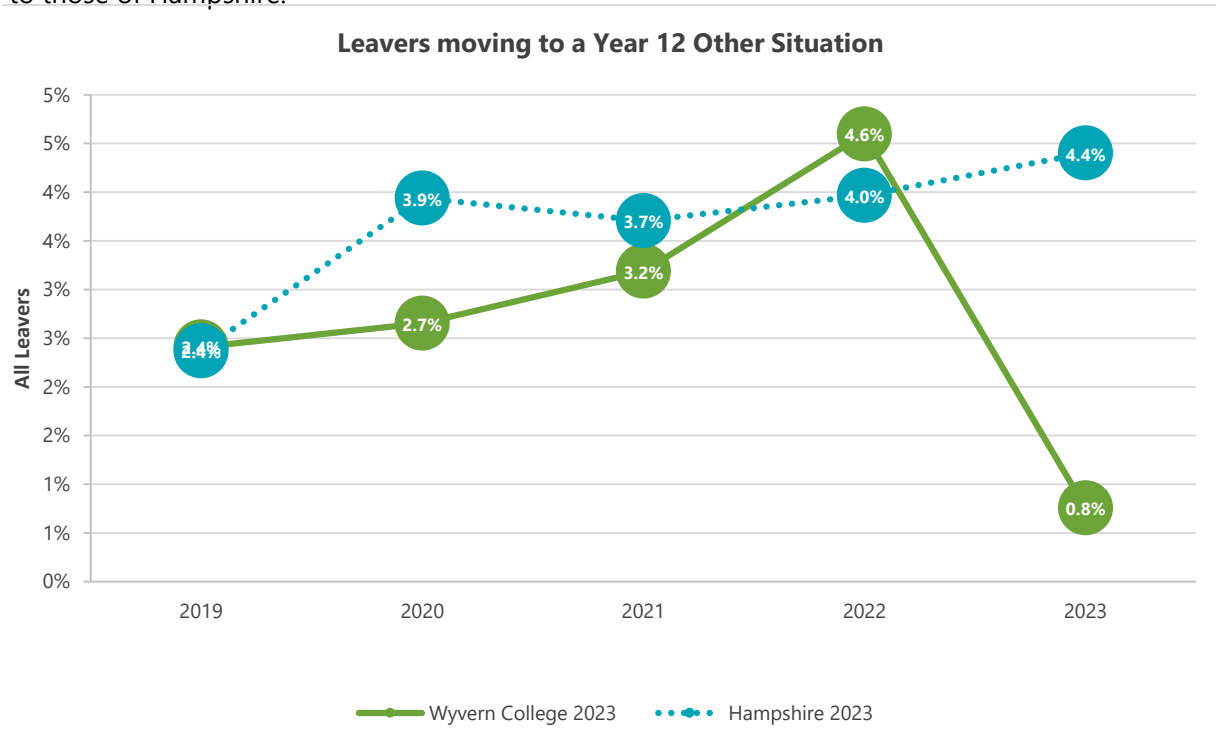
Leaver Year	2019	2020	2021	2022	2023
EET (no RPA) inc. PT Emp	9	0	0	-	5
NEET - Available	-	0	-	0	-
NEET - Not Available	0	0	0	0	0

Hampshire

Leaver Year	2019	2020	2021	2022	2023
EET (no RPA) inc. PT Emp	234	142	168	196	225
NEET - Available	111	93	77	154	160
NEET - Not Available	17	6	-	11	10

Other Situation

The graph below shows the percentage of Year 11 leavers from Wyvern College who moved to a situation that is categorised as neither RPA nor Non RPA. It compares Wyvern College percentages to those of Hampshire.



The situation category 'Other' is not broken down due to the small numbers of young people involved. The 'Other' category includes young people who are taking part in unpaid personal development opportunities that support them to enter EET, pregnancies, teenage parents, those whose illness prevents them from participating, unknowns, and young people moved out of area to an unknown activity.

The tables below show the actual numbers of young people in a situation categorised as 'Other' compared to the numbers in the cohort. Where fewer than five people are recorded the information is withheld and replaced with '-'.

Wyvern College

Leaver Year	2019	2020	2021	2022	2023
Other situation	6	6	8	12	-
Total Leavers	249	226	251	261	264

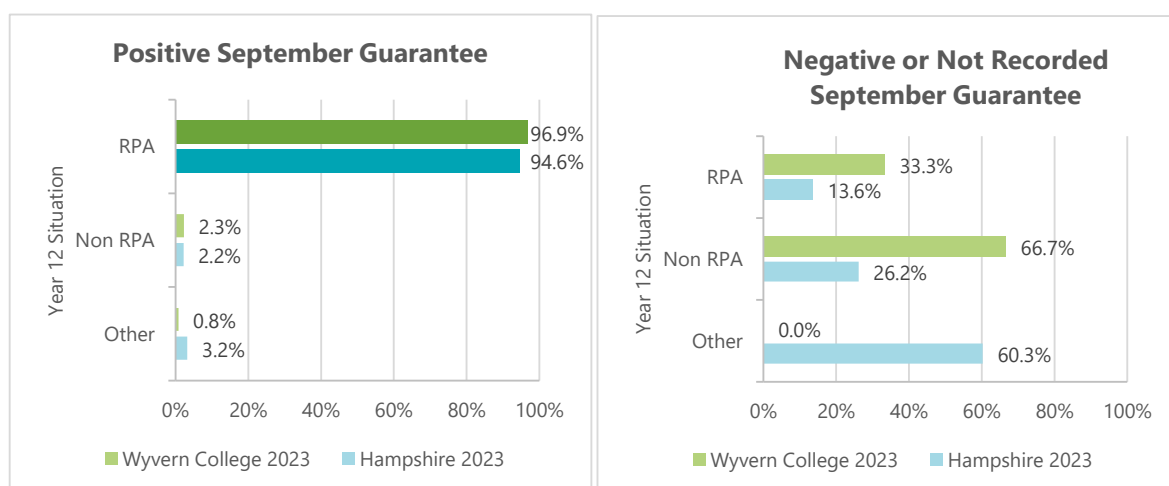
Hampshire

Leaver Year	2019	2020	2021	2022	2023
Other situation	318	536	523	561	651
Total Leavers	13,416	13,609	14,113	14,147	14,790

September Guarantee

The graphs below examine the Year 12 situation, grouped by RPA, Non RPA and Other, of leavers who had a positive September Guarantee, and those who had a negative or no September Guarantee.

The dark lines in the Positive September Guarantee graph indicates the percentage of leavers whose September Guarantee was realised.



Of the Year 11 leavers from Wyvern College who had a positive September Guarantee, 96.9% are now in a destination that meets the RPA requirements.

The table below shows the number of leavers who had a positive or negative/not recorded September Guarantee, and their Year 12 situation category. Where fewer than five people are recorded the information is withheld and replaced with '-'.

September Guarantee	Year 12 Situation	Wyvern College 2023	Hampshire 2023
Guarantee	RPA	253	13,703
	Non RPA	6	316
	Other	-	469
Guarantee Total		259	14,488
No Guarantee/Not Recorded	RPA	-	41
	Non RPA	-	79
	Other	0	182
No Guarantee/Not Recorded Total		0	302

Appendix

This appendix outlines how the DfE destination types have been grouped in the Activity Survey.

Booklet Category	DfE Destinations Included	Education and training	Meet the duty to participate	EET, NEET, NK
Sixth Form College/School	FTE – school sixth-form	FTE	Participating	EET
	FTE – sixth-form college	FTE	Participating	EET
FE College	FTE – further education	FTE	Participating	EET
Other Ed inc. Traineeship	FTE – higher education	FTE	Participating	EET
	Gap year students	-	Participating	EET
	FTE - other	FTE	Participating	EET
	Independent specialist provider	FTE	Participating	EET
Non-Emp Training (FT)	Traineeship	WBL	Participating	EET
	EFA/SFA funded WBL	WBL	Participating	EET
	Other Training	Other	Participating	EET
	Training through Work Programme	Other		EET
Emp (FT) inc. Apprenticeship	Supported internship	WBL	Participating	EET
	Apprenticeship	Apprentice	Participating	EET
	FT employment with study (regulated qual)	E&T	Participating	EET
	Employment with training (other)	-	-	EET
	Self-employment	-	-	EET
EET (no RPA) inc. PT Emp	Self-employment with study (regulated qualification)	E&T	Participating	EET
	Work not for reward with study (regulated qualification)	E&T	Participating	EET
	Part time education	PTE	-	EET
	Employment without training	-	-	EET
	Temporary employment	-	-	EET
NEET - Available	Part time employment	-	-	EET
	Reengagement provision	-	WT	EET
	Working not for reward	-	-	NEET
	Not yet ready for work or learning	-	-	NEET
NEET - Not Available	Seeking employment, education or training	-	-	NEET
	Carer	-	-	NEET
	Not available on religious grounds	-	-	NEET
	Unlikely ever to be economically active	-	-	NEET
Other	Not available – other reason	-	-	NEET
	Start date agreed - other	-	-	NEET
	Start date agreed (RPA Compliant)	-	WT	NEET
	Teenage parent	-	TB	NEET
	Illness	-	TB	NEET
	Pregnancy	-	TB	NEET
	Current situation not known	-	-	Not known
Cannot be contacted	-	-	Not known	
Refused to disclose activity	-	-	Not known	

Key:	Destination meets RPA	Destination does not meet RPA	Unknown/Moved Away
------	-----------------------	-------------------------------	--------------------

Glossary
PTE - Part Time Education
TB - Temporary Break
WBL - Work Based Learning
WT - Working Towards