

Y9

Curriculum
2024/25

Think. Grow. Care.



Welcome to Year 9

As you begin your GCSE studies, we want you to learn as much as you can and achieve the best grades possible. We also want you to develop your interests and passions further.

This booklet contains information about what you will be studying in each subject and how you can continue your learning beyond the classroom with extra-curricular activities and super-curricular activities.

I hope you will make the most of these opportunities so that you can enjoy your studies and achieve the highest grades you can.

Mr Rule
Headteacher
Wyvern College

Curriculum Vision Think. Grow. Care.



Think deeply, read widely, discuss openly and listen intently. Study with PRIDE, forever Prepared, Respectful, Involved and Dedicated



Grow personally, in confidence, wellbeing and individuality. Expand your interests and friendships. Develop a conscience and the moral courage to act on it. Embrace the personal challenges of STRIVE



Care passionately about people and causes. Appreciate the help of others; help them through service, teamwork, kindness and leadership. Make this world a better place as an informed and influential citizen, respecting British and universal values

Curriculum Leaders

If you have any queries relating to the curriculum, please contact our Curriculum Leaders.



Art & Photography
Mr D Fulford
d.fulford@wyvern.hants.sch.uk



English
Ms R Johnson-Kemp
r.johnson-kemp@wyvern.hants.sch.uk



Geography
Mr J Gregory
j.gregory@wyvern.hants.sch.uk



Languages
Miss N Evans
n.evans@wyvern.hants.sch.uk



Music
Miss S Wood
s.wood@wyvern.hants.sch.uk




Science
Mr K Booth
k.booth@wyvern.hants.sch.uk




Design & Technology
Miss E Hussey
e.hussey@wyvern.hants.sch.uk



Enterprise & Marketing
Ms S Read
s.read@wyvern.hants.sch.uk



History
Mr T Weaver
t.weaver@wyvern.hants.sch.uk



Media & Film Studies
Mrs S Bartlett
s.bartlett@wyvern.hants.sch.uk



PE & Sports Studies
Mr S Watson / Ms T Lowe
s.watson@wyvern.hants.sch.uk



Careers
Mrs J Gough
careers@wyvern.hants.sch.uk




Drama
Mr A Harrison
a.harrison@wyvern.hants.sch.uk



Food & Nutrition
Miss E Hussey
e.hussey@wyvern.hants.sch.uk




IT & Computing
Dr C Walker
c.walker@wyvern.hants.sch.uk



Maths
Mrs F Walker
f.walker@wyvern.hants.sch.uk



Religious and Personal Studies
Miss E Adam
e.adam@wyvern.hants.sch.uk



Tutor Time
Mrs N Foster
n.foster@wyvern.hants.sch.uk

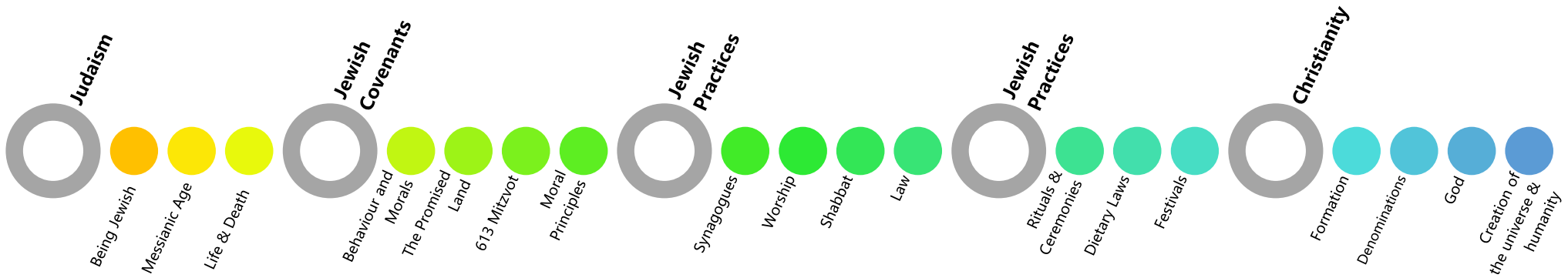
Curriculum Ambition 1

The curriculum leads students to academic accomplishment and fulfilment.

It provokes thought, curiosity and scholarship, allowing students to delve into a rich variety of disciplines.

Applied RE

Learning Journey



Assessment

These topics will be formatively assessed using small exam questions throughout the unit.

Knowledge will be further assessed during Year 9 exams.



Home Learning

Home learning booklets are given each term - these include a range of activities from revising key terms, exam practice and research activities.

You will also be given Quizlet revision activities - students can access these activities throughout their GCSE course and should use them as additional activities to revise before assessments.



Revision Tips

Use the departments revision website to revise key terms and teachings <https://wyvernrevisionre.wordpress.com/>

- Create cue cards of key term and religious teachings
- Making mind maps for the different topics
- Complete practice exam questions - available on the revision website
- Complete key term revision on Quizlet

Extra-Curricular Enrich Your Learning



Use revision guides and complete practice questions



Read books recommended on the extended reading list

<https://foldr.wyvern.hants.sch.uk/public/YJE8D>



Watch videos as recommended on the extended reading list

<https://foldr.wyvern.hants.sch.uk/public/YJE8D>



Attend the school trip to Bournemouth to visit an Orthodox synagogue



Go to the following website to test your knowledge
<https://wyvernrevisionre.wordpress.com/>



Create a Kahoot to test your knowledge of key terms and their definitions

Super-Curriculum Extend Your Learning



Have a look at the packaging of foods you buy. How many of them are marked as kosher?



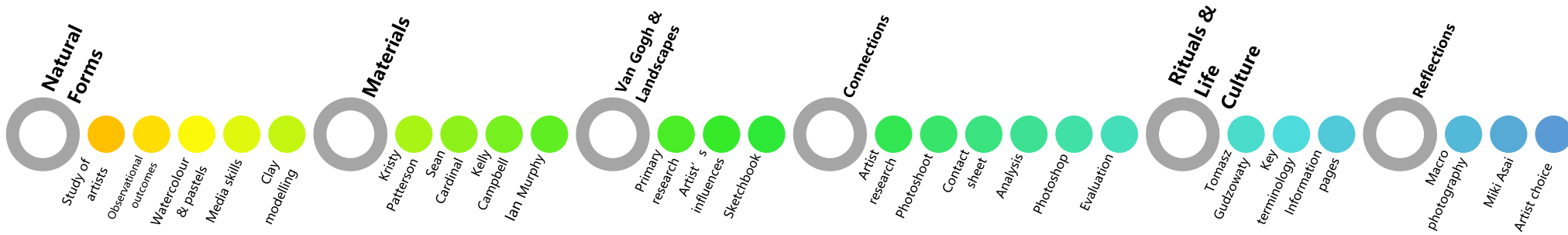
Make a list of changes you would have to make if you were an Orthodox Jew living in the UK



Watch some of Rabbi Sacks' Videos. Make notes on the impact of faith in his everyday life
<http://rabbisacks.org/video-homepage/>



Sketch the standard layout of a reform and Orthodox synagogue and write a paragraph explaining the similarities and differences



Assessment

Your learning will be continually assessed through classwork and home learning, using the GCSE mark scheme as well as in the following areas:

- Artist Research
- Development of Ideas
- Observations
- Final Outcome

You will undertake one summative assessment per term, which is assessed alongside all other preparation work.



Home Learning

You will undertake a range of home learning projects, including:

- Natural Forms
- Van Gogh

You will also be asked to complete independent study to complete and improve classwork.








Revision Tips








Make sure you learn the key terms from the homework booklet and practice the key skills from the learning journey above.

Always use the key terms when doing verbal and written evaluation of your work.

Extra-Curricular Enrich Your Learning

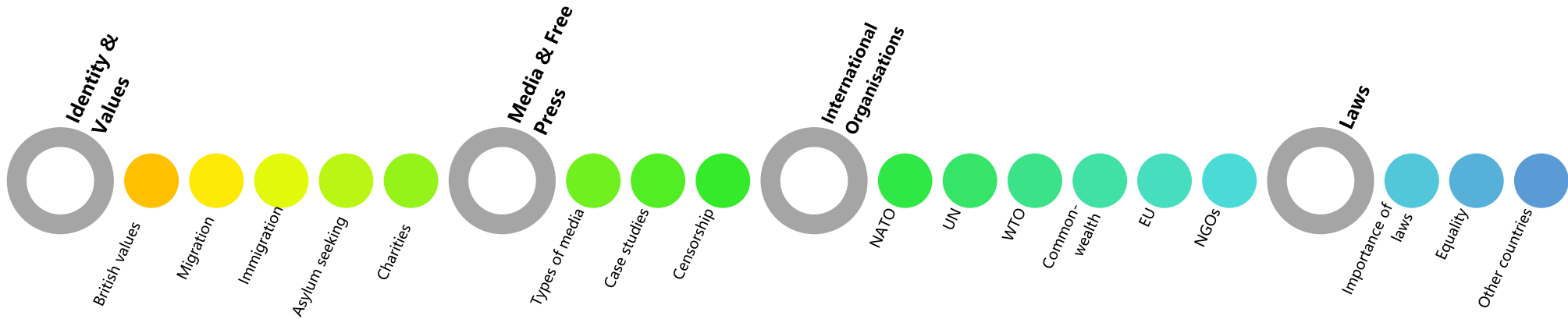
-  Y9 Art Club with Mr Fulford. Catch up/ complete homework tasks
-  Create your own materials using items to dye paper from around your home, such as blueberries and turmeric
-  Refer to links on the home learning booklet for educational videos and how to guidance
-  Create your own sketchbook inspired by an artist you have studied in class
-  Use the Kew Gardens trip to find inspiration for your school project

Super-Curriculum Extend Your Learning

-  Watch the documentary on Van Gogh
[Better Know: The Starry Night | The Art Assignment | PBS Digital Studios - YouTube](#)
-  Read news articles that explore the link between art and good mental health
-  Have a look in the local community for art workshops to experience other media and styles
-  Draw and sketch from paintings you've seen in galleries or online
-  Watch this video for great information on Colour Theory
<https://theartyteacher.com/color-theory-in-art/>
-  Watch this video and be inspired to create new art using every day objects
[Brian Dettmer: Old books reborn as intricate art - YouTube](#)
-  Visit a local gallery to get inspiration for your own impressionist work

Citizenship

Learning Journey



Assessment

These topics will be formatively assessed using small exam questions throughout the unit.

Knowledge will be further assessed during Year 9 exams.



Home Learning

Home learning booklets are given each term - these include a range of activities from revising key terms, exam practice and research activities.

You will also be given Quizlet revision activities - students can access these activities throughout their GCSE course and should use them as additional activities to revise before assessments.

Prior to assessments students will complete revision booklets which they will then need to use to revise alongside their previous booklets.



Revision Tips

- Use the departments revision website to revise key terms and teachings [Wyvern Revision Citizenship – GCSE AQA Citizenship \(wordpress.com\)](https://www.wyvernrevision.com)
- Create cue cards of key terms and their meanings
- Making mind maps for the different topics
- Ask for additional practise papers to complete
- Complete key word revision on Quizlet

Citizenship

Extra-Curricular Enrich Your Learning



Read 'Does My Head Look Big in This?' by Randa Abdel-Fattah to discover more about multiculturalism in the UK



Watch the news to keep up to date with events nationally and globally



Read 'We are displaced: My Journey and Stories from Refugee Girls Around the World' by Malala Yousafzai to learn more about the experiences of refugees



Listen to the podcast interview of the new Secretary General of the Council of Europe: Marjia Pejcinovic Buric

<https://www.coe.int/en/web/portal/-/what-motivates-the-new-secretary-general-of-the-council-of-europe-podcast->

Super-Curriculum Extend Your Learning



Listen to The Telegraph podcasts on the expenses scandal



Write a paragraph summarising the events of the expenses scandal



Find out where the embassies of other countries are located in London



Research the UN security council. How are non-permanent countries selected? Do you think the security council makes a difference?



Research diplomatic immunity. Find out who gets this, and examples of when this has been used.

Computer Science

Learning Journey



Assessment

You will complete three written assessments during Year 9. These will comprise questions in different styles on all the content we have covered.

You will receive feedback on your assessment and can correct your answers with the rest of the class. You will then record your grade, your mark and your areas for development.



Home Learning

You will be set a weekly home learning task on EduLink. These might include:

- Revision tasks for assessments
- Research activities
- Reading articles about current issues in computer science
- You will need to bring most of these with you to lessons to put into your book.



Revision Tips

You will be provided with a PowerPoint slide to complete prior to the assessment which you will then print off and take home to support your revision.

Computer Science

Extra-Curricular Enrich Your Learning



Attend lunchtime sessions with our prefects to gain new skills and help with existing projects



Use [Home - time2code](#) to practice the skills that we have learnt during computer science lessons



Explore Bletchley Park and experience the once top-secret world of iconic codebreaking



Watch out for our competitions during the year!



Try some of the tutorials to expand your coding knowledge
[Small Basic \(smallbasic-publicwebsite.azurewebsites.net\)](#)

Super-Curriculum Extend Your Learning



Try to program our five algorithms in Python. Evaluate which is the most difficult to program and why



Read 'Algorithms to live by – The Computer Science of Human Decisions' by Brian Christian



The British Computing Olympiad is a yearly competition for schools and colleges
<https://www.olympiad.org.uk/>



Read 'Algorithmics: The Spirit of Computing' by David Harel



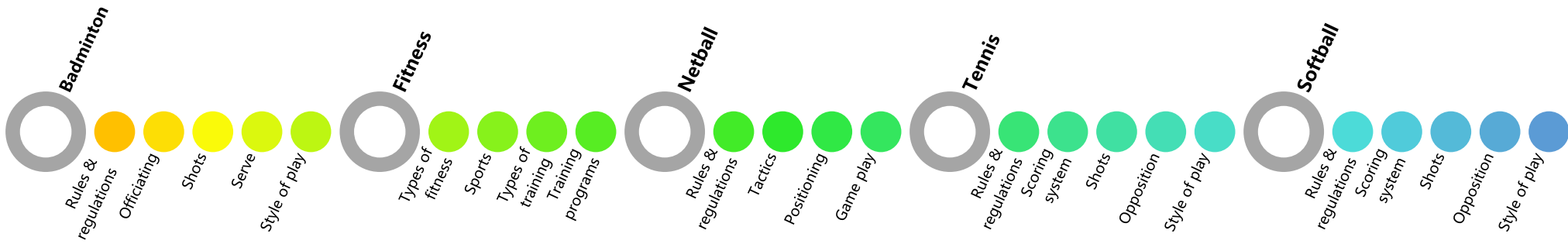
Watch the following TED Talk:
https://www.ted.com/talks/manoush_zomorodi_how_boredom_can_lead_to_your_most_brilliant_ideas



Research the following:
https://www.cs.ox.ac.uk/admissions/undergraduate/open_days/open_days.html

Core PE

Learning Journey



Assessment

Your learning will be assessed formatively as you practise, develop and refine your skills, technique, tactics, sequences and compositions.

You will receive verbal feedback and some peer evaluations.

You will also receive an end of unit summative assessment to assess your ability to perform in a competitive, game situation (as appropriate) or to perform your movement and sequence in front of the whole class or peers.



Home Learning

Homework is not set on a regular basis in PE, although you might be asked to research an aspect of PE & Sport.







Revision Tips






There is no examination for Core PE, but you can further your knowledge and understanding by taking an active part in the college extra-curricular programme.

Find an activity and sport that you like and do more. Look at the clubs list and illustrated programme that can be found on your tutor notice board and come along.

Extra-Curricular Enrich Your Learning

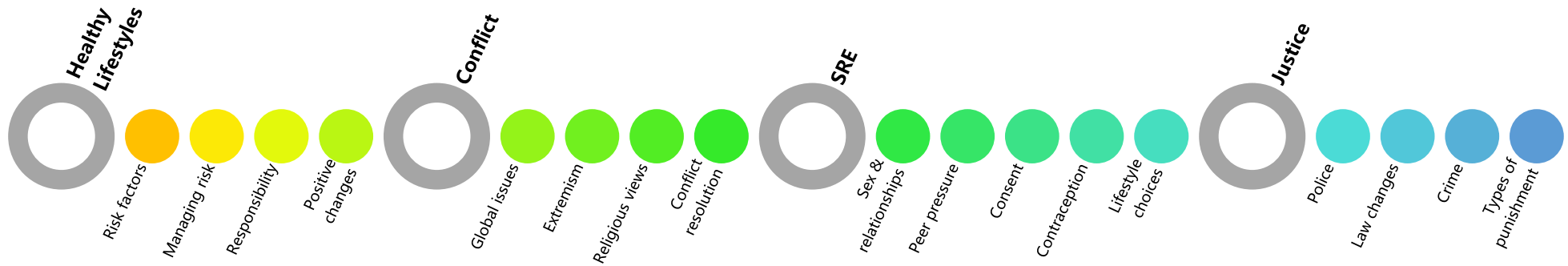
-  Attend and commit to one or more of the PE after college activities that are offered throughout the year
-  Join a local club or organisation to play/ perform some more of your favourite sport and activity. Why not try a new sport?
-  Watch a TV sports documentary to develop your knowledge and understanding of a particular sport of activity. E.g. BBC iPlayer 'Hoop Dreams'
-  Download the BBC Sports app and set alerts for your favourite sports and teams

Super-Curriculum Extend Your Learning

-  Design and implement your own fitness training programme for your own chosen sport. Keep a training diary or a training log
-  Research and attempt fitness testing or a type of training of your choice linked to your own sport
-  Visit a professional sports ground and watch a professional sporting event. E.g. Hampshire Cricket playing at the Ageas Bowl
-  Read a quality newspaper or news website for a few weeks and prepare to debate and discuss comparative issues in sport related to inequality, racism or sexism
-  Read a sporting biography or autobiography. E.g. Mo Farah 'Twin Ambitions'

Core RPS

Learning Journey



Assessment

You will complete a formative piece of writing on the impact of a healthy/unhealthy lifestyle.

Using a mastery grid, you will be assessed on your ability to understand key terms, recognise and evaluate different viewpoints and complete an extended writing task on whether war can ever be justified and whether capital punishment should be reintroduced to the UK.



Home Learning

You will complete a careers' booklet linked to the Conflict unit.



Revision Tips




Make sure you revise the meaning and spelling of key terms.

Complete the revision homework which prepares you for your assessment.






If you want extra support, speak to your teacher for a revision support sheet.

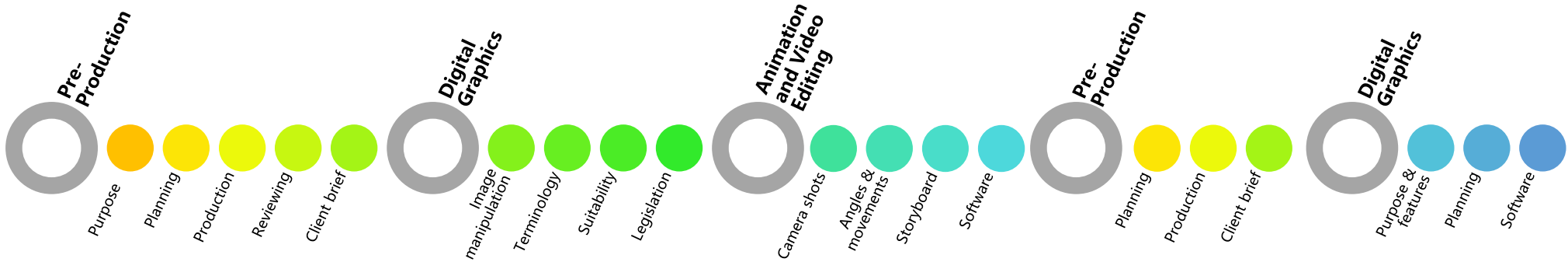
Core RPS

Extra-Curricular Enrich Your Learning

-  Compare the use of capital punishment around the world
-  Research careers associated with Justice e.g. various roles within the police force and the criminal justice system
-  Watch 'I am Malala' to gain a sense of life under oppressive rule.

Super-Curriculum Extend Your Learning

-  Research the term 'Holy War' and write a summary
-  Read 'We are Displaced' and write a report on refuges around the world
-  Watch the film 'Kingdom of Heaven' and write a report on how the crusades was a holy war.
-  Research how the media portrays and reports on people who are living with HIV and AIDS <https://www.avert.org/>
-  Research the final case of capital punishment in the UK. What happened and why was capital punishment abolished?



Assessment

You will complete 1 written and 2 skills assessments during Year 9. These will cover each of the different areas of the course and content that we have covered.

You will receive feedback on your assessments and can correct your answers with the rest of the class. You will then record your grade, your mark and your areas for development.



Home Learning

You will be set a weekly home learning task on EduLink. These might include:

- Revision tasks for assessments
- Research activities
- Reading articles about current issues in the iMedia sector
- Skills tasks in Digital Graphics and Animation
- You will need to bring most of these with you to lessons to put into your book.












Revision Tips

You will be provided with a PowerPoint slide to complete prior to each assessment which you can print off and take home to support your revision.







Use pages from the CGP Creative iMedia Revision Guide. Our specification is OCR J817, Cambridge National Creative iMedia

Creative iMedia

Extra-Curricular Enrich Your Learning

-  Create your own graphics at home to practice using software such as Photoshop and Illustrator
-  Experiment creating storyboards using www.storyboardthat.com
-  Look at the camera angles used in your favourite TV drama and think about why they have been chosen
-  Collect product packaging with interesting features – this will give you inspiration for creating your own “visual identity”
-  Review your designs with peers to share ideas and give feedback
-  Find examples of animations you like and write notes about why you like them
-  Look at famous copyright infringement cases [5 Famous Design Copyright Infringement Cases - UnifiedManufacturing](#)
-  Research different types of animation [Top 6 types of animation used in film, games, and advertising \(cgspectrum.com\)](#)
-  Look out for billboards and other adverts, logos and brands when you are out and about.

Super-Curriculum Extend Your Learning

-  Research the history of storyboards [Storyboarding - InstructionalDesign.org](#)
-  Practise making your own animations at home using WickEditor and Audacity
-  Make notes of interesting sound effects when you watch a movie or online video – why are they interesting? Why have they been used?
-  Read about the secrets of fulfilling a client brief [The secrets of fulfilling a creative design brief | Creative Blog](#)
-  Read an interview with Nick Park, creator of Wallace & Grommit [Making His Mark In Clay, an interview with Nick Park \(animationartconservation.com\)](#)
-  Explore the work of some of the world's most famous logo designers [Famous logo designers: the designers behind the world's biggest logos - 99designs](#)

D&T: Textiles Learning Journey



Assessment

Autumn: Quick check knowledge quiz on core materials.

Spring: Your assessment will reflect your final GCSE with 50% from an exam style paper and 50% taken from your practical work outcomes.

Summer: A replica exam paper with 75% core learning and 25% specialist learning.



Home Learning

You will be set a combination of online learning and physical work which will support the core learning you have completed in lessons.

Some specialist pieces of HL will help to support the research process through work such as mood boards and product analysis.









Revision Tips

Your classwork and home learning booklets for each unit are your main revision materials.







Knowledge organisers will be available for each core area which you can use in conjunction with the Wyvern revision tutor sessions you will have.

Your logbook contains a list of key technical words for Design & Technology.

Extra-Curricular Enrich Your Learning

-  Visit a fabric shop to see how much fabric costs and to extend your knowledge of what is available- Ikea, John Lewis, Fabricland
-  BBC's 'The Great British Sewing Bee' is great for seeing how **textile** and fashion products are constructed, as well as showing way to upcycle existing products.
-  Continue developing your fashion drawing skills using [these online resources](#)
-  Try watching this episode of 'Inside the Factory' looking at how toilet paper is made Inside the Factory : Toilet Roll - video Dailymotion
-  BBC's 'All That Glitters: Britain's Next Jewellery Star' is great for seeing how metals are worked with and finished to make products
-  Channel 4's 'Handmade: Britain's best wood worker' is great for seeing how timber products are construction and finished.

Super-Curriculum Extend Your Learning

-  Carry out some research into past and present textile designers: Mary Quant, Matthew Williamson, Chanel. What is their style?
-  Fashion has changed greatly throughout history. [Have a look](#) at what you might have been wearing if you'd been born 100 years ago
-  Learn about the [Design Process](#) in depth and then write up a summary. Use a diagram if helps
-  Have a go at entering the Technology, Design and Innovation (TDI) Challenge, developing your own concept or product. You could even win some prizes!
-  News articles are a great way to learn more about a subject matter and help put learning into real life scenarios. Try these for a start: Climate change: 'More homegrown timber needed' to cut emissions - BBC News
-  Why not visit 'The Museum of Design in Plastics' at Bournemouth museum. If not- have a look at the vast collection of iconic polymer products designed over the years on their extensive website Museum of Design in Plastics | A specialist research resource at the Arts University Bournemouth (modip.ac.uk)

D&T: Timbers Learning Journey



Assessment

Autumn: Quick check knowledge quiz on core materials.

Spring: Your assessment will reflect your final GCSE with 50% from an exam style paper and 50% taken from your practical work outcomes.

Summer: A replica exam paper with 75% core learning and 25% specialist learning.



Home Learning

Students will be set a combination of online learning and physical work which will mostly back up the core learning they have completed in lessons. Some specialist pieces of HL will help to support the research process through work such as mood boards, product analysis.



Revision Tips

Your classwork and home learning booklets for each unit are your main revision materials.

Knowledge organisers will be available for each core area which you can use in conjunction with the Wyvern revision tutor sessions you will have.






Your logbook contains a list of key technical words for Design and Technology.

D&T: Timbers

Extra-Curricular Enrich Your Learning

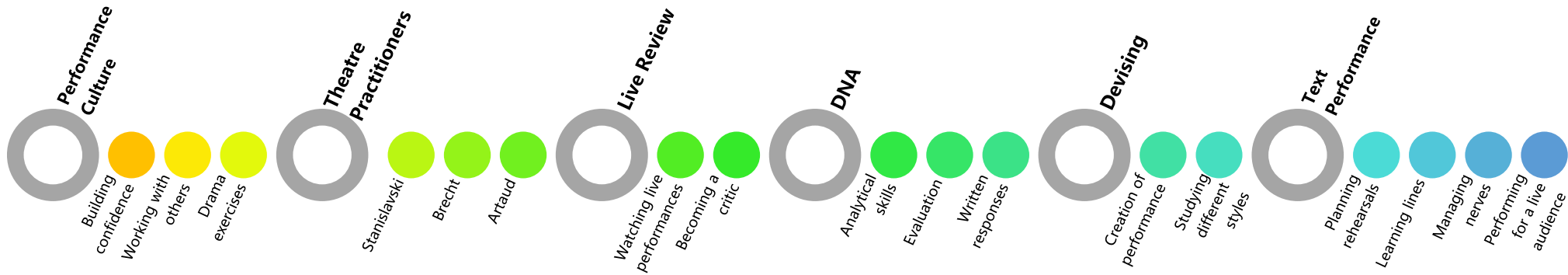
-  Channel 4's 'Handmade: Britain's best wood worker' is great for seeing how timber products are construction and finished.
-  BBC's 'All That Glitters: Britain's Next Jewellery Star' is great for seeing how metals are worked with and finished to make products
-  Try watching this episode of 'Inside the Factory' looking at how toilet paper is made Inside the Factory : Toilet Roll - video Dailymotion
-  BBC's 'The Great British Sewing Bee' is great for seeing how **textile** and fashion products are constructed, as well as showing way to upcycle existing products.
-  Thinking about The 6 R's; have a go at repurposing, repairing, rethinking, recycling, refusing or reducing a product. Have a go at each one and write a small report to show to your teacher.
-  Designing with other cultures in mind is a key part of learning in this section of learning. This activity looks at Islamic Design and provides the resources to design your own: <https://www.stem.org.uk/resources/elibrary/resource/25363/islamic-design>

Super-Curriculum Extend Your Learning

-  Why not visit 'The Museum of Design in Plastics' at Bournemouth museum. If not- have a look at the vast collection of iconic polymer products designed over the years on their extensive website Museum of Design in Plastics | A specialist research resource at the Arts University Bournemouth (modip.ac.uk)
-  News articles are a great way to learn more about a subject matter and help put learning into real life scenarios. Try these for a start:
Climate change: 'More homegrown timber needed' to cut emissions - BBC News
-  Have a go at carrying out a product analysis of an iconic product from the online MoDip (Museum of Design in Polymers) collection.
-  This booklet will allow you explore a range of issues linking to sustainability and how we can help preserve our world and the people in it: <https://www.stem.org.uk/system/files/elibrary-resources/2021/12/STEM%20Clubs%20Live%20Smarter%20Booklet.pdf>
-  Have a go at entering the Technology, Design and Innovation (TDI) Challenge, developing your own concept or product. You could even win some prizes!

Drama

Learning Journey



Assessment

Your learning will be assessed through verbal feedback in class, peer and self-assessment

At the start of the year, formative assessment will take the form of KS3 style tests.

Later in the year, you will write extended responses and evaluation.



Home Learning

You will be set homework tasks at various points during schemes of work which will support your learning in lessons.

These will extend your knowledge and understanding and prepare you for assessments.



Revision Tips



Ensure that you use rehearsal time effectively to be fully prepared for practical assessments.

Remember, a little confidence goes a long way.




Get used to saying key terms and drama vocabulary when evaluating practical work.

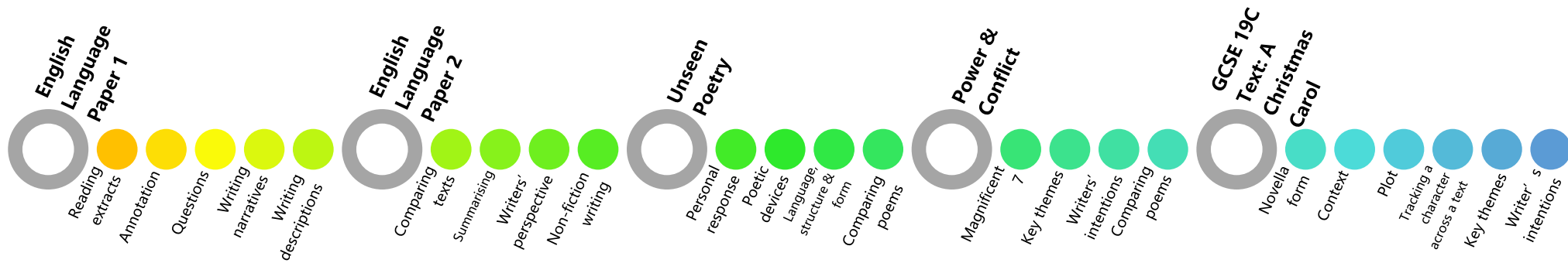
Drama

Extra-Curricular Enrich Your Learning

-  Get involved in the Wyvern College production. Actors, dancers, costume designers, backstage crew and lighting technicians will all be needed!
-  Join a local youth theatre group:
[Titchfield Festival Theatre](#), [The Point](#), [Mayflower Studios](#), [Propbox Youth Theatre](#)

Super-Curriculum Extend Your Learning

-  Sign up for a Year 9 Drama trip
-  See what is on at your local theatre and go to see a show
-  When you are watching television or a film, reflect on what the actors are doing to create characterisation, in particular, how they are using their body language, facial expression and voice



Assessment

Your learning will be assessed through verbal feedback in class, peer and self-assessment, and through formative written targets in your exercise book from your class teacher. These comments will cover your successful learning and skills, will identify areas for improvement, and recognise sustained and improved effort, and/or comment on your presentation of work.

Formal assessment will take place to evaluate your reading and writing skills across the year.



Home Learning

You will be set a weekly task in designated Homework booklets, or specific tasks linked to in-class learning.

You are also expected to read your own choice of reading book for at least 20 minutes per day (if possible).










Revision Tips

Try explaining your ideas or response to someone else – if you can 'teach them' the skill or topic, then you 'know' the ideas well.

Read and re-read a text to ensure you have understood it. Summarise the text in 5 to 10 sentences to pick out the most important ideas.

Create mind-maps or cue cards for key ideas, characters and events in a text so you can refer back to these when reading a longer text.

Extra-Curricular Enrich Your Learning

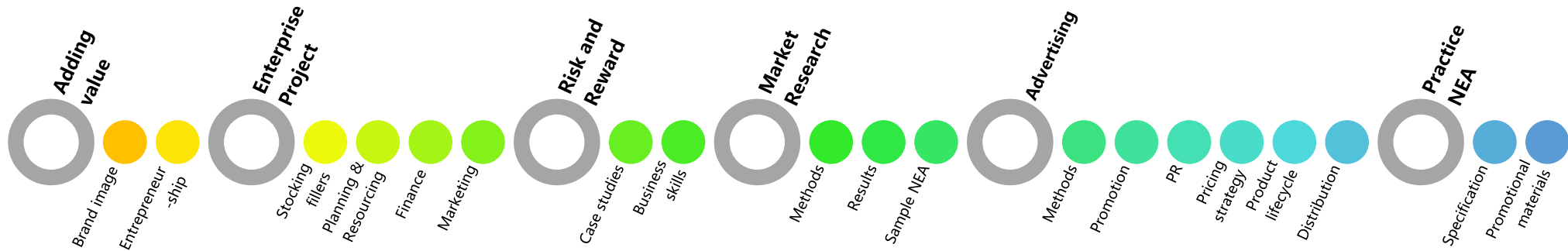
-  Ensure you are completing 20 mins of personal reading each day.
-  Read a range of biographies, diaries, articles and translated texts- ask the school librarians for help to find books to read, or your local library
-  Use sites such as BBC Bitesize to test and learn a range of broader ideas for your related topics
-  Research and read other texts written by the authors/writers you are studying in class
-  Create your own series of cue cards, revision notes and knowledge organisers for your text and/or topic
-  Volunteer to read aloud in class- practise this at home to ensure you read with fluency and intonation, and you create an effective narrative voice
-  Practise writing creatively for non-fiction and fiction tasks. Revisit and edit your own writing, experimenting with vocabulary, form and structure

Super-Curriculum Extend Your Learning

-  Join and regularly visit a library. Challenge yourself to read a wide variety of genres and authors including fiction and non-fiction
-  Research the historical periods and places from your texts and books in class. What else could you learn about the people, places and events of these times?
-  Read a range of texts which explore related issues in society. Look for other texts and articles which explore a range of experiences across time and place
-  Go to local museums, theatre productions and galleries. Try to make connections between fact and fiction, art and history
-  Join a pupil Book Group or Creative Writing Club. Enter writing competitions online and in school
-  Respond creatively to your topic by exploring the themes and ideas in a range of ways- art, music, writing or article writing

Enterprise and Marketing

Learning Journey



Assessment

You will be assessed both formatively and summatively throughout the year.



Home Learning

Tasks will be set on Seneca Learn to cover key content.

Past exam questions will be given and reviewed in lesson.



Revision Tips

- Complete the blank knowledge organisers, then use the completed ones to check your notes.
- Do some practice exam papers. You can use the mark scheme to help you perfect your exam skill.
- Write in context. This is important! All your exam answers must refer to the scenario in the question.
- Use GCSE Business OCR on BBC Bitesize.
- Complete the revision tasks on Seneca Learn.
- Purchase 'My Revision Notes, Cambridge National Level 1/Level 2 in Enterprise and Marketing'.

Enterprise and Marketing

Extra-Curricular Enrich Your Learning



Read the case studies and articles on 'Business Insider'



Do your weekly shop! How is the supermarket laid out? Why has it been set out in this way?



Watch 'The Founder'



Use Seneca Learn to complete some revision on key topics



Watch '24 hours in Lidl' to gain a greater understanding of a successful business model

Super-Curriculum Extend Your Learning



Log onto GCSE Bitesize OCR Business. Watch the revision videos and take the test



Download the BBC News and Guardian News apps. Follow the business pages and read one article per week



Talk to your parents or guardians - ask them questions about their working day



Two Teachers' YouTube channel or watch the videos from their website: [VIDEOS | Two Teachers](#)



Read the articles under the 'Supra-Curricula' link on your Google Classroom page.

Food and Nutrition Learning Journey



Assessment

You will take part in assessments throughout the year.

The assessments will be a mixture of written assessments in the style of the GCSE paper and practical work in lessons.



Home Learning

You are required to bring ingredients for their practical lessons.

You must have a clean apron for each cooking lesson, a hair band for long hair and suitable containers to take food home in.



Revision Tips






Classwork and home learning booklets for each unit are your main revision materials.

The Eduqas website have lots of resources for Food Preparation and Nutrition

[Eduqas Digital Educational Resources](#)

Food and Nutrition

Extra-Curricular Enrich Your Learning

-  Watch 'The Great British Bake Off'. How is the same product adapted using different flavours, ingredients and presentation techniques?
-  Have a go at making one of the additional recipes in your recipe book
-  Look on the BBC Good Food website and replicate one of the recipes
-  Find a vegetable or fruit you have never eaten before and research how to prepare and cook it
-  Watch 'Inside the Factory' to find out more about how some food staples are made

Super-Curriculum Extend Your Learning

-  Thinking about a career in catering? Eastleigh College runs a 6 week course teaching you to cook in a professional kitchen.
[https://www.eastleigh.ac.uk/schools-and-parents/parents-information-\(14-18-years-only\)/junior-chefs-programme/](https://www.eastleigh.ac.uk/schools-and-parents/parents-information-(14-18-years-only)/junior-chefs-programme/)



Assessment

You will regularly be assessed on key vocabulary and the non-negotiables.

Your teacher will also assess your learning regularly during in-class activities and you will get lots of verbal feedback too.

Your written work will be checked for accuracy.

You will be assessed three times a year on listening, reading and writing and you will get targets for improvement.



Home Learning

You will be set regular homework including learning, practising and revisiting vocabulary on platforms such as Memrise, Quizlet, Linguagenut, TaskMagic and Blooket.

You will be encouraged to do this little and often to embed vocabulary in long term memory.

We expect students to work independently on homework each week.



Revision Tips

You will be taught how to revise, including the importance of doing so regularly- 'little and often'.




You will have access to online tools and other resources to help you revise.

You should keep revisiting the non-negotiables and topic-specific vocabulary throughout the year.

Extra-Curricular Enrich Your Learning

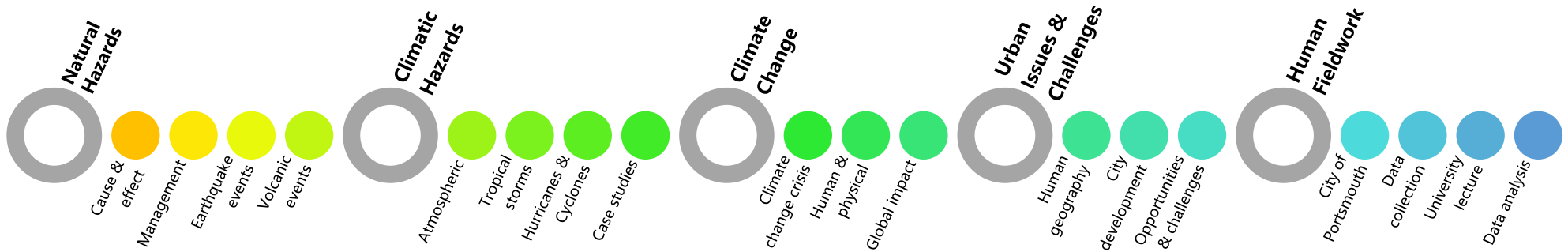
-  Support MFL at Open Evening
-  Attend the breaktime Language Club (run by prefects)
-  Watch one of your favourite childhood cartoons in French. You can find lots of these on YouTube
-  Make a pairs game with French words to match with their English meanings. Play it!
-  Find a picture of your choice and label as many things as you can in the picture in French
-  Create a calligram (shape poem) in French on a topic of your choice
-  Choose a French football team and find out all about them and then follow their progress throughout the year
-  Research a French speaking country anywhere in the world and produce a poster or leaflet in English giving as much information as you can about it

Super-Curriculum Extend Your Learning

-  Complete a language course by doing daily practice on Duolingo
-  Choose and read a news report or article and write a summary about it in English.
-  Research in more detail customs and festivals in France
-  Listen to the TuneIn Radio app or radio.garden for free
-  Prepare something traditionally eaten at a festival in France.
-  Find a French menu online and look up any unfamiliar vocabulary.
-  Find a French infographic about healthy lifestyles in France from this year. Summarise the key points of the article in English

Geography

Learning Journey



Assessment

Your learning will be assessed regularly by your teacher based on your classwork and summative assessments.

You will complete a range of GCSE style questions throughout the year.



Home Learning

Homework will be set on a fortnightly basis and will involve the creation of GCSE Geography revision resources.

You are expected to spend approximately 30 minutes on each Geography homework task or a minimum of 2 hours on a project.






Revision Tips







Remember to refer to the list of key Geography words in the topic booklets every lesson.

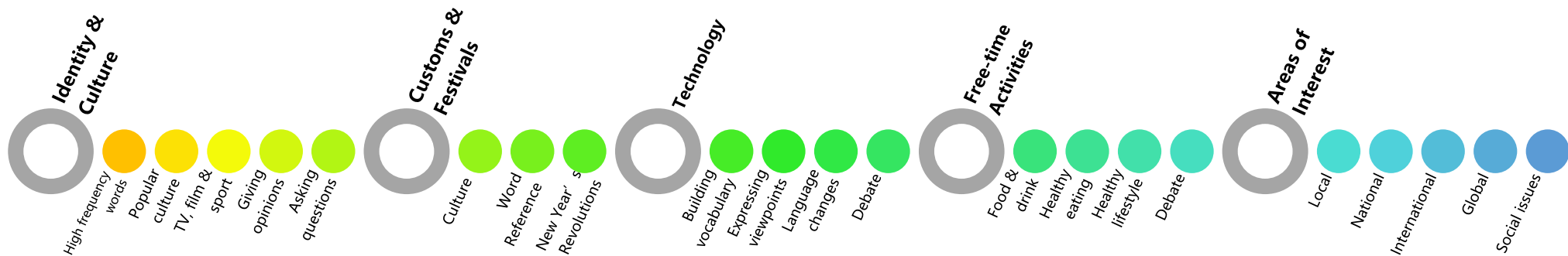
There are some excellent revision resources for Geography at:
<https://www.bbc.com/bitesize/subjects/zrw76sg> and
www.scool.co.uk

Extra-Curricular Enrich Your Learning

-  Download the BBC news app or use the website to examine what hazards are occurring in the world right now
-  Subscribe to the National Geographic magazine to read about current topics
-  Take a walk in your local area and consider the hazards that you may face there. Consider how these could be mitigated
-  Visit the Natural History museum's earthquake experience in London
-  Watch a disaster film such as 'Dante's Peak' or 'The Impossible' to gain a sense of the aftermath of natural disasters
-  Read 'The day the world exploded: Krakotoa' by Simon Winchester
-  Read Horrible Geography 'Earth-shattering Earthquakes' to learn more about this natural process
-  Visit Greenwich Village in London
-  Watch Kevin McCloud's 'Slumming It'

Super-Curriculum Extend Your Learning

-  Watch 'San Andreas' and write a response to the question: To what extent is San Andreas a realistic representation of a potential disaster for the San Andreas Fault?
-  Research the history of hazard Protection. When did this start? How has this changed overtime?
-  Write an imaginative diary entry for someone who has survive a real-life hazard of your choice. Include facts from the event itself
-  Research the California earthquake of 2019. Produce an A3 summary of causes, effects and management
-  Watch the first 5 minutes of 'Fast and Furious 5'. Write a response to the question: To what extent do you believe Brazil is represented as an LIC in this film?
-  Research the views of three world leaders on climate change. How will their views affect the future of our planet?



Assessment

You will regularly be assessed on key vocabulary and the non-negotiables.

Your teacher will also assess your learning regularly during in-class activities and you will get lots of verbal feedback too.

Your written work will be checked for accuracy.

You will be assessed three times a year on listening, reading and writing and you will get targets for improvement.



Home Learning

You will be set regular homework including learning, practising and revisiting vocabulary on platforms such as Memrise, Quizlet, Languagenut, TaskMagic and Blooket.

You will be encouraged to do this little and often to embed vocabulary in long term memory.

We expect students to work independently on homework each week.



Revision Tips

You will be taught how to revise, including the importance of doing so regularly- 'little and often'.









You will have access to online tools and other resources to help you revise.

You should keep revisiting the non-negotiables and topic-specific vocabulary throughout the year.

Extra-Curricular Enrich Your Learning

-  Support MFL at Open Evening
-  Attend the breaktime Language Club (run by prefects)
-  Watch one of your favourite childhood cartoons in German. You can find lots of these on YouTube
-  Make a pairs game with German words to match with their English meanings. Play it!
-  Find a picture of your choice and label as many things as you can in the picture in German
-  Create a calligram (shape poem) in German on a topic of your choice
-  Choose a German football team and find out all about them and then follow their progress throughout the year
-  Research a German speaking country anywhere in the world and produce a poster or leaflet in English giving as much information as you can about it

Super-Curriculum Extend Your Learning

-  Complete a language course by doing daily practice on Duolingo
-  Choose and read a news report or article and write a summary about it in English
-  Research in more detail customs and festivals in Germany
-  Listen to the TuneIn Radio app or radio.garden for free
-  Prepare something to eat using only the recipe written in German
-  Find a German menu online and look up any unfamiliar vocabulary
-  Find a German infographic about healthy lifestyles in Germany from this year. Summarise the key points of the article in English
-  Listen to the latest music popular in Germany.

History

Learning Journey



Assessment

Assessment will happen throughout your taught units where you will be assessed on content and key historical skills such as source analysis.

You will sit assessments each half-term which:

- assess your historical knowledge
- source analysis
- develop your 'writing to explain' skills

You will also receive written and verbal feedback on your assessments and home learning projects.



Home Learning

Home learning looks to consolidate and extend students' learning, ranging from explaining the purpose of a Cold War propaganda poster, providing a judgement on whether the dropping of the Atomic bomb can be justified, or researching the influence of film stars in 1920s America.

Furthermore, students will be exposed to different revision strategies in preparation for their end of year exam. All homework tasks can be located in the Student Shared Area.



Revision Tips










Students are encouraged to use our own revision website:

<https://wyvernhistory.wordpress.com/>

This includes key content, past examination papers and relevant exam technique with the 'cheat sheets', in addition to Knowledge Quizzes.

History

Extra-Curricular Enrich Your Learning

-  Visit the Imperial War Museum in London to learn about conflict in 20th Century,
-  Visit the Royal Museum Greenwich to see the portraits of Elizabeth I
-  Visit the Tower of London to learn about punishments in the Tudor era.
-  Complete a virtual visit to the Tower of London using the following link: <https://www.hrp.org.uk/tower-of-london/>
-  Watch the film 'Singing in the Rain'. List the problems faced by film-makers moving from silent to talking pictures in the 1920s.
-  Read the article on Jesse Owens: what does it tell us about attitudes towards black people at the time? [Olympics: Jesse Owens and Luz Long and a message of hope - BBC Sport](#)
-  Read extracts from our range of books from the school library: Elizabeth I: *Elizabethan England*
-  1920s USA: The Great Depression :how did it happen The Wall Street Crash The Great Depression 20th Century Perspectives
-  1920s USA: Great Depression: Eyewitness to history Walker Evans: the Hungry eye The Jazz Age: Our American Century Encyclopedia of the Jazz Age

Super-Curriculum Extend Your Learning

-  Write an explanation of why religion was such a big issue in Elizabethan England.
-  Watch 'Steamboat Willie', one of the first animated films.
-  Read the chapter on religion in Ian Mortimer's 'Time Traveller's Guide to Elizabethan England'
-  Research: Why do you think animated films became so popular in the 1920s?
-  Go to the Globe Theatre in London and watch a Shakespeare play.
-  Write a review of what it would have been like to watch a play at the Globe Theatre in Elizabethan times.
-  Listen to this BBC Radio 4 podcast about the Spanish Armada <https://www.bbc.co.uk/programmes/b00v1qyb>
-  Listen to this podcast on Prohibition. What does it tell you about the reasons Prohibition was introduced? <https://www.stitcher.com/podcast/wonderly/american-history-tellers/e/53311635?autoplay=true>
-  Visit Karl Marx's grave in Highgate Cemetery. Why do you think the founding father of Communism has such a grand grave?

Maths - F

Learning Journey



Assessment

Your learning will be assessed continually during lessons with questioning, short quizzes, mini-whiteboards and the teacher marking your exercise and homework books.

At the end of each unit of study you will take an assessment on the learning from that unit and get feedback on targets.

Once per-term you will sit a GCSE-style assessment to track your progress over time.



Home Learning Sparx Maths

You will complete Sparx online quizzes each week for homework, writing them down and showing full workings and answers.

There is a video lesson accompanying each quiz question to support you.

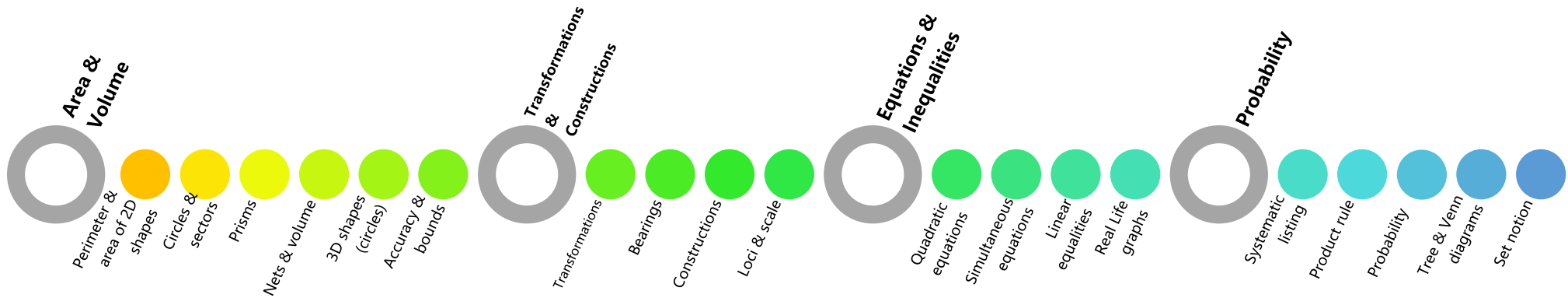


Revision Tips

1. Act on your feedback sheets after assessments- complete the suggested Sparx Quiz/video lessons for your targets
2. Complete the XP Boost and Target homeworks to make your previous learning stick
3. Redo questions from your exercise book- check you can still do them. Look up how to in your note book if you've forgotten.

Maths - H

Learning Journey



Assessment

Your learning will be assessed continually during lessons with questioning, short quizzes, mini-whiteboards and the teacher marking your exercise and homework books.

At the end of each unit of study you will take an assessment on the learning from that unit and get feedback on targets.

Once per-term you will sit a GCSE-style assessment to track your progress over time.



Home Learning

Sparx Maths

You will complete Sparx online quizzes each week for homework, writing them down and showing full workings and answers.

There is a video lesson accompanying each quiz question to support you.



Revision Tips

1. Act on your feedback sheets after assessments- complete the suggested Sparx Quiz/video lessons for your targets
2. Complete the XP Boost and Target homeworks to make your previous learning stick
3. Redo questions from your exercise book- check you can still do them. Look up how to in your notebook if you've forgotten.

Extra-Curricular Enrich Your Learning



Read 'The Colossal Book of Mathematics' by Martin Gardner



Read 'Fermat's Last Theorem' by Simon Singh



Read 'The Magic of Pineapples: A Brain-Tingling Adventure Through Amazing Mathematics' by William Emeny



Listen to the Plus Maths podcast: <https://plus.maths.org/content/podcast>



Listen to 'The Secrets of Mathematics' podcast by Oxford University: <https://podcasts.ox.ac.uk/series/secrets-mathematics>



Watch the following on YouTube: Smarter Every Day <https://www.youtube.com/user/destinws2>



Watch the following films: 'Moneyball'; 'Hidden Figures'; Pi'; 'The Man Who Knew Infinity'



Watch the National Programme of Interactive Maths lecture series <http://www.mathsinspiration.com/>



If you go to New York, why not visit the National Museum of Mathematics

Super-Curriculum Extend Your Learning



Watch this tutorial on how to use Microsoft Excel to solve quadratic equation: <https://www.howtoexcel.org/formulas/how-to-solve-a-quadratic-equation/>



Learn more about how traffic jams occur due to speed, distance and time <https://plus.maths.org/content/phantom-jams>



Watch Lego Masters on Channel 4



Watch this video about real life problems involving quadratic equations <https://www.youtube.com/watch?v=He42k1xRpbQ>



Complete this interactive activity to create rotation patterns <https://nrich.maths.org/13431>

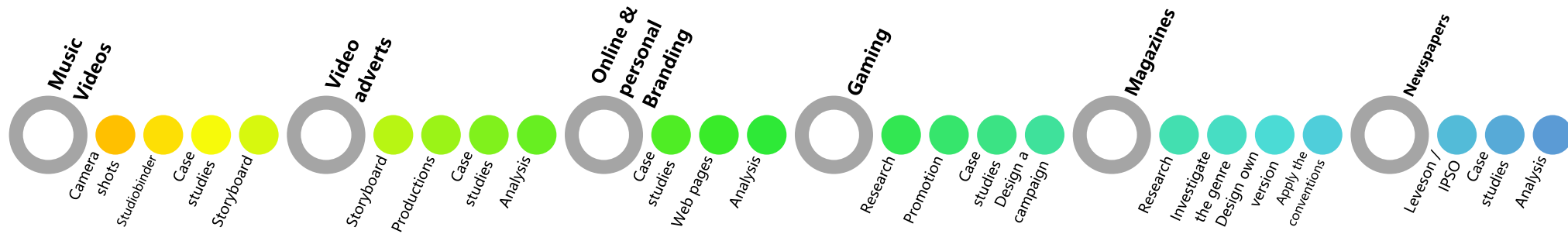


Read 'Flatland' by Edwin A. Abbott



Read 'Islamic Geometric Design' by Eric Bourg

Media Studies Learning Journey



Assessment

Analysis of products - we begin the analytical framework by looking at existing products to find conventions and how the products have changed over the decades.

Production of own version – we then make our own version of the product to demonstrate application of conventions and apply skills for the NEA (Non Exam Assessment) for years 10 and 11.

Exam style questions – we then do open book responses to previous exam questions.



Home Learning

We use Google Classroom for class work and this has the benefit of being available and on your devices when you travel – it can be used on IOS, Android and a range of other platforms.

Regular homework is set and is expected to be completed within a week.

Home learning will also be is also a range of activities which will include reading the newspaper set products online, listening to the set radio station and consuming as wide a range of media as possible.



Revision Tips

You will be taught how to revise, including the importance of doing so regularly.

Try explaining the principles of media analysis to others – you can teach them how a target audience is manipulated into consuming or buying a product.

Create mind-maps or revision cards for the LIAR framework:
Language
Industries
Audience
Representation

Media Studies

Extra-Curricular Enrich Your Learning



Read as many online and physical newspapers as possible – UK only please



Read film reviews from a range of sources – only from professionals, not amateurs



Read a range of magazines to develop an understanding of the genre and how they appeal to the demographic and target audience



Listen to as many different podcasts as you can – get informed about issues that different people are interested in



Listen to a range of music – especially if you're not usually a fan of the genre



Watch as many different programmes and films as you can to develop cultural capital



Go and see a wide range of films to understand the difference between mainstream and niche



Watch TedTalks from industry experts on topics you feel the least confident with



Visit the BFI (British Film Institute) and other places where the media are celebrated and you can find out as much as you can

Super-Curriculum Extend Your Learning



Visit the BBC web page <https://www.bbc.co.uk/media/centre/>



Watch the same channel for a day – how can you tell who the target audience is at certain times of the day?



Subscribe to online resources (only using your Wyvern email address)



Watch as many films, television shows across a wide range of platforms to understand the conventions of each AND the potential target audiences



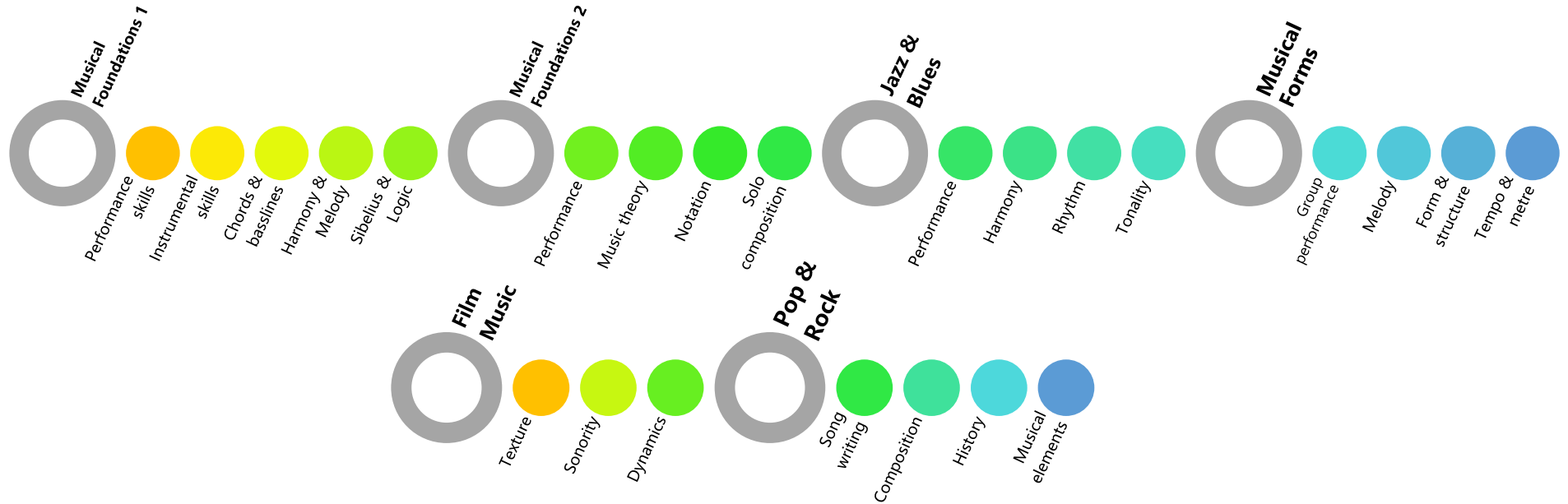
Join the Wyvern Pupils' Press and write articles, takes photos, or be any part of the team to help us get the College newspaper to the community



Watch as many adverts online and on television as you can – think about who the target audience might be and how they are being targeted – remember AdSmart!

Music

Learning Journey



Assessment

You will be assessed on your performance skills, both solo and ensemble, at multiple points during the year. You will be marked on: Accuracy, Technical Control, and Expression and Interpretation.

You will develop your composing skills during year 9 and will be given feedback on how to improve your work in line with the GCSE Assessment Criteria.

You will complete regular music theory and listening assessments over the course of the year.



Home Learning

You will be given regular music theory homework tasks to embed the knowledge from lessons.

You will have an online account for **Focus on Sound** [Focus on Sound](#) | [Focus on Sound](#) where you will complete homework tasks and revision.

You will be expected to keep a regular practice routine at home to progress with your performance skills and prepare for assessments.



Revision Tips










You should read and act on the performance feedback comments in your music portfolio.

Use your musical elements (MAD TSHIRTS) booklets to revise from.










Use Focus on Sound to practice music theory tasks and embed knowledge of the musical elements and key musical terms. **Focus on Sound** [Focus on Sound](#) | [Focus on Sound](#)

Use the Eduqas GCSE Music Revision Guide for preparation for the listening exam.

Extra-Curricular Enrich Your Learning

-  Join the whole school choir. Everyone welcome, no audition required
-  If you play brass, woodwind or percussion you are welcome to join the concert band, no audition required
-  Join Wyvern Groove band, Big Band or Rock Club
-  You are welcome to make use of keyboards or music technology facilities outside of lesson hours. Speak to your teacher
-  If you play a string instrument- violin, viola, cello or bass- come along to String Ensemble
-  If you want to develop your understanding of Music Theory speak to your teacher about joining Music Theory Club
-  See the Royal Philharmonic Orchestra at Southbank Festival Hall
-  Go to local concerts and events as advertised on posters in the music department
-  Get involved with the Wyvern whole-school production

Super-Curriculum Extend Your Learning

-  Study and complete music theory activities: <http://www.musictheory.net>
-  Learn more about the [music of Africa](#)
-  Learn more about [music from around the world](#)
-  [Improve your musical note-reading](#)
-  [Listen](#) to some of the great composers
-  Use BBC Bitesize to [further explore](#) our topic areas
-  Complete Grade 5 theory lessons in school to support instrumental learnings
-  Watch the London Philharmonic Orchestra's live recordings and listen to their podcast: [Watch, Listen, Learn - LPO](#)
-  Attend Hampshire Music Service courses and audition for a country ensemble: [Ensembles | Education and learning | Hampshire County Council \(hants.gov.uk\)](#)

Learning Journey



Assessment

You will be assessed formatively in lessons through questioning and progress checks. You will begin to complete progress starters which work on retrieving content already taught.

You will also have 2 summative assessment periods throughout the year.



Home Learning

You will start using the Google Classroom platform to work on exam technique for predominantly 4-, 5-, 6- and 9-mark questions.

Home learning tasks will be set based on the topic which involve high mark questions in the exam.







Revision Tips




Use the following resources to help revision:

- 1) AQA Theory Topics sheet
- 2) Knowledge Organiser via Google Classroom
- 3) Work on defining, applying to sport/body and extending knowledge for each topic.

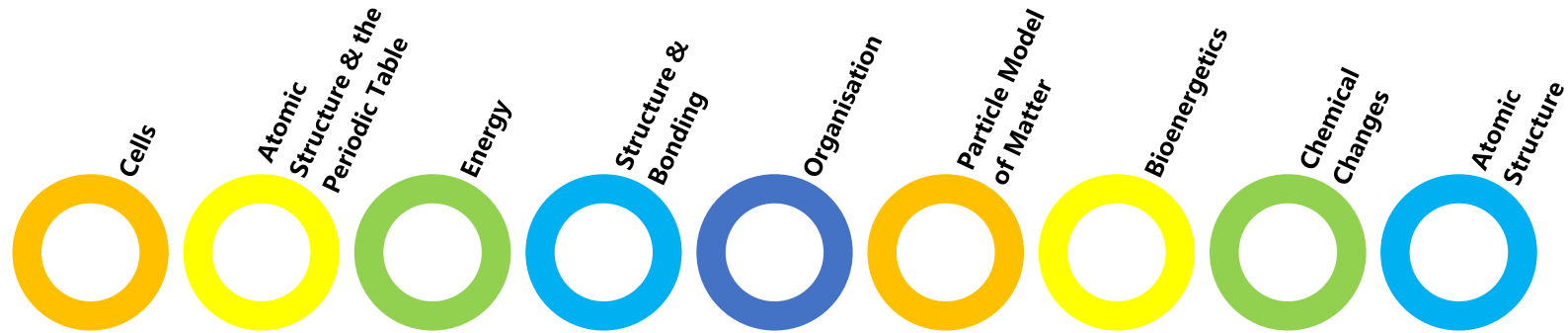
Extra-Curricular Enrich Your Learning

-  Attend GCSE PE support group
-  Take part in an extra-curricular sports club
-  Play for one of the Wyvern College teams
-  Download the BBC sport app and listen to a range of podcasts
<https://www.bbc.co.uk/sport>
-  Join a local sports club to help achieve a GCSE PE practical grade in a particular sport
- Use the Hodder or CGP AQA Revision guides to understand the GCSE PE Course.

Super-Curriculum Extend Your Learning

-  Design and implement a training programme for an elite athlete in your sport
-  Research a famous sportsperson. Write a summary of how they became successful in their sport
-  Watch a sport fixture in your local area

Learning Journey



Assessment

You will complete the following assessments:

Autumn term: mini assessment of 30 minutes in class

Spring term: Year 9 spring assessment - 70 marks

Summer term: summer assessment - 70 marks



Home Learning

For homework you will be set a combination of EDUCAKE quizzes and extended writing activities



Revision Tips









Set yourself quizzes on EDUCAKE through the home screen.

Make key flash cards using your CGP revision guide.









Try practice exam questions from AQA on each topic.

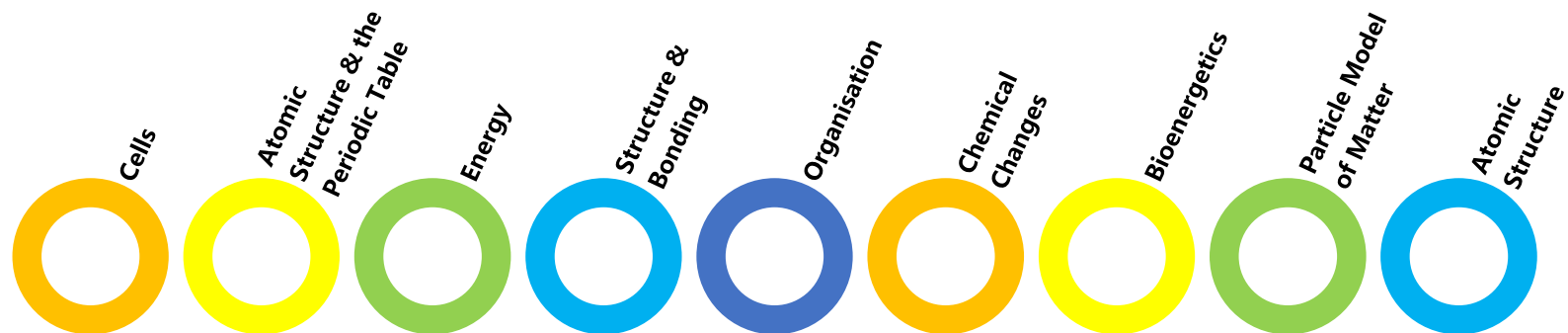
Combined Science

Extra-Curricular Enrich Your Learning

-  Attend Science Club
-  Attend Science Drop-In any day after school except on Mondays
-  Visit Winchester Science Centre and Planetarium to discover more about space and the origins of our universe
-  Pick flowers and identify the male and female parts. Write down your findings in a book that covers a range of plant species
-  Write a song to remember the second set of 20 elements of the Periodic Table
-  Listen to the 'Naked Scientists' podcast to learn about new discoveries in science and keep a diary of what you learn from each episode
-  Use plasticine and other materials to make models of animal and plant cells and different organelles
-  Watch 'Light Waves – Invisible or Visible' by Lucianne Walkowicz <https://ed.ted.com/lessons/light-waves-visible-and-invisible-lucianne-walkowicz>

Super-Curriculum Extend Your Learning

-  Download a stars and constellations app and learn the main ones. Go outside on a starry night and try to identify the key stars and constellations
-  Read through 5 articles from [Live Science](#) each week and keep a diary of what you learn. Try to find articles which link to what you have learned in class
-  Listen to fascinating podcasts from [Science Weekly | Science | The Guardian](#) to keep abreast of all the recent scientific discoveries and advances
-  Watch 'The Earth is Full' <https://ed.ted.com/lessons/the-earth-is-full-paul-gilding>
-  Listen to the 'Royal Society of Chemistry' podcasts
-  Visit the NaturalHistory museum in London to find out more about cells
-  Extend your learning of Waves [Types of waves - Properties of waves - AQA - GCSE Physics \(Single Science\) Revision - AQA - BBC Bitesize](#)
-  Watch 'Crash Course in Chemistry – Periodic Table' <https://www.youtube.com/watch?v=ORR VV4Diomg>



Assessment

You will complete the following assessments:

Autumn term: mini assessment of 30 minutes in class

Spring term: Year 9 spring assessment - 100 marks

Summer term: summer assessment - 100 marks



Home Learning

For homework you will be set a combination of EDUCAKE quizzes and extended writing activities



Revision Tips










Set yourself quizzes on EDUCAKE through the home screen.

Make key flash cards using your CGP revision guide.










Try practice exam questions from AQA on each topic.

Triple Science

Extra-Curricular Enrich Your Learning

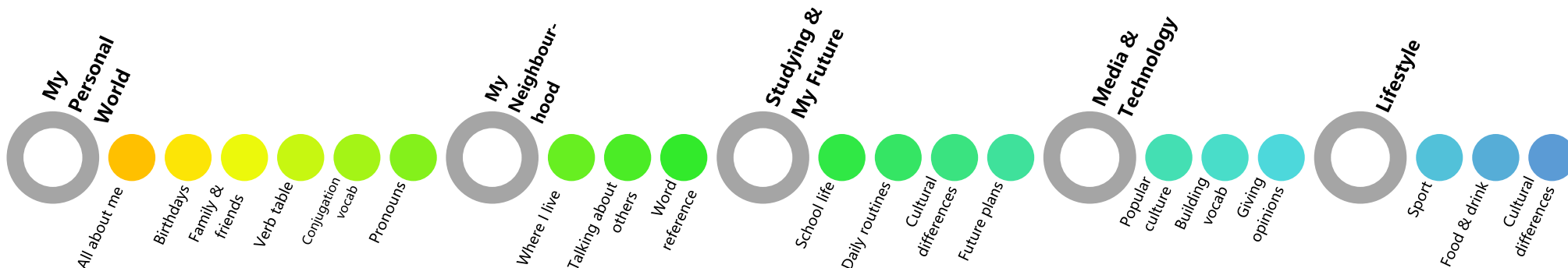
-  Attend Science Club
-  Attend Science Drop-In any day after school except on Mondays
-  Visit Winchester Science Centre and Planetarium to discover more about space and the origins of our universe
-  Pick flowers and identify the male and female parts. Write down your findings in a book that covers a range of plant species
-  Write a song to remember the second set of 20 elements of the Periodic Table
-  Listen to the 'Naked Scientists' podcast to learn about new discoveries in science and keep a diary of what you learn from each episode
-  Use plasticine and other materials to make models of animal and plant cells and different organelles
-  Watch 'Light Waves – Invisible or Visible' by Lucianne Walkowicz <https://ed.ted.com/lessons/light-waves-visible-and-invisible-lucianne-walkowicz>
-  Read *New Scientist* 'Robert Koch, the founder of modern bacteriology' <https://www.newscientist.com/people/robert-koch/>

Super-Curriculum Extend Your Learning

-  Download a stars and constellations app and learn the main ones. Go outside on a starry night and try to identify the key stars and constellations
-  Read the *How it Works* magazine: 'Bacteria: the good, the bad and the ugly' <https://www.howitworksdaily.com/the-good-the-bad-and-the-ugly-bacteria/>
-  Listen to fascinating podcasts from [Science Weekly | The Science | The Guardian](https://www.scienceweekly.com/) to keep abreast of all the recent scientific discoveries and advances
-  Watch 'The Earth is Full' <https://ed.ted.com/lessons/the-earth-is-full-paul-gilding>
-  Listen to the 'Royal Society of Chemistry' podcasts
-  Visit the Natural History museum in London to find out more about cells
-  Extend your learning of Waves [Types of waves - Properties of waves - AQA - GCSE Physics \(Single Science\) Revision - AQA - BBC Bitesize](https://www.youtube.com/watch?v=0RRVV4Dio)
-  Watch 'Crash Course in Chemistry – Periodic Table' <https://www.youtube.com/watch?v=0RRVV4Dio>
-  Read *New Scientist* 'Smart Probiotics: Wiring friendly bacteria to take out disease' <https://www.newscientist.com/article/mg22630240-500-smart-probiotics-wiring-friendly-bacteria-to-take-out-disease/>

Spanish

Learning Journey



Assessment

You will regularly be assessed on key vocabulary and the non-negotiables.

Your teacher will also assess your learning regularly during in-class activities and you will get lots of verbal feedback too.

Your written work will be checked for accuracy.

You will be assessed three times a year on listening, reading and writing and you will get targets for improvement.



Home Learning

You will be set regular homework including learning, practising and revisiting vocabulary on platforms such as Memrise, Quizlet, TaskMagic and Blooket.

You will be encouraged to do this little and often to embed vocabulary in long term memory.

We expect students to work independently on homework each week.



Revision Tips

Make sure you revise the meaning and spelling of key terms.


Complete the revision homework which prepares you for your assessment.

If you want extra support, speak to your teacher for a revision support sheet.

Extra-Curricular Enrich Your Learning

-  Support MFL at Open Evening
-  Attend the breaktime Language Club (run by prefects)
-  Watch one of your favourite childhood cartoons in Spanish. You can find lots of these on YouTube
-  Make a pairs game with Spanish words to match with their English meanings. Play it!
-  Find a picture of your choice and label as many things as you can in the picture in Spanish
-  Create a calligram (shape poem) in Spanish on a topic of your choice
-  Choose a Spanish football team and find out all about them and then follow their progress throughout the year
-  Research a Spanish speaking country anywhere in the world and produce a poster or leaflet in English giving as much information as you can about it

Super-Curriculum Extend Your Learning

-  Complete a language course by doing daily practice on Duolingo
-  Choose and read a news report or article and write a summary about it in English
-  Research in more detail customs and festivals in Spain
-  Listen to the TuneIn Radio app or radio.garden for free
-  Prepare something to eat using only the recipe written in Spanish
-  Find a Spanish menu online and look up any unfamiliar vocabulary
-  Find a Spanish infographic about healthy lifestyles in Spain from this year. Summarise the key points of the article in English
-  Listen to the latest music popular in Spain.

Sports Studies Learning Journey



Assessment

You will be formally and summatively assessed throughout year 9 through practical and theory work.

You will be assessed mainly on an NEA piece of work that will last 10-14 lessons based around media in sport.

You will also be assessed practically in multiple sports across the year which will count towards your final grade.



Home Learning

Home learning tasks in year 9 are centred around research tasks that will improve the skills required to complete the coursework at the end of the year.







Revision Tips

Ensure you complete the home learning tasks set by your teacher which enable you to research more effectively.




Find examples of positive and negative media examples that you could talk about in your final piece of coursework.

Sports Studies

Extra-Curricular Enrich Your Learning

-  Attend Sports Studies revision after school
-  Take part in the extra-curricular sports' programme
-  Watch some live coverage of a sporting event of your choice
-  Download the BBC Sport app and read a range of articles
-  Read the following article on problems facing referees
[Refereeing abuse at grassroots: 'A disease ruining our game'](#)
-  Complete some Revision
[Revision Guide: My Revision Notes: Cambridge National Level 1/2 Sport Studies](#)

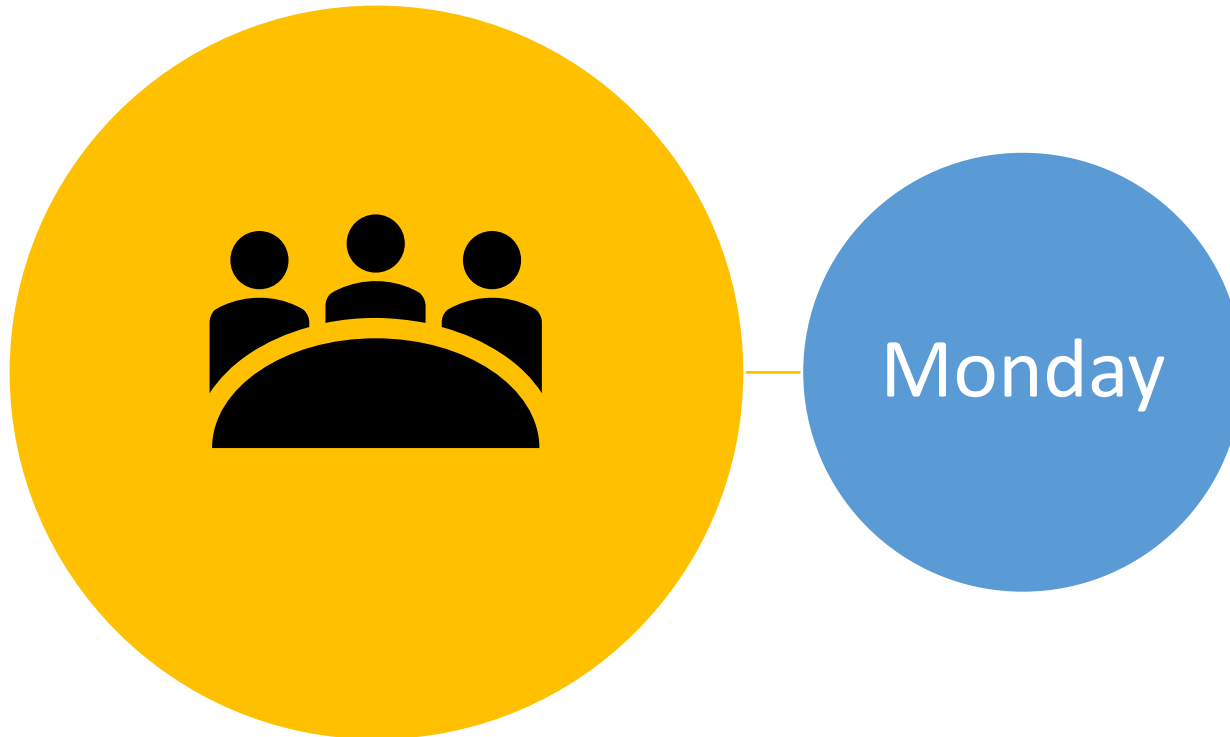
Super-Curriculum Extend Your Learning

-  Read the following article about sports most popular social media accounts. Write a summary about why these accounts are so successful
[30 Biggest Social Media Accounts in Sport](#)
-  Read the following article about sponsorship. Write your own article giving your opinion on the subject
[Unhealthy sport sponsorship continues to target kids](#)
-  Why not complete a Park Run in your local area?
[Dame Kelly Holmes backs parkrun for the NHS's 70 birthday on June 9 to get the nation active](#)

Curriculum Ambition 2

The curriculum leads students to personal accomplishment and fulfilment, becoming happy individuals with social maturity and moral purpose.

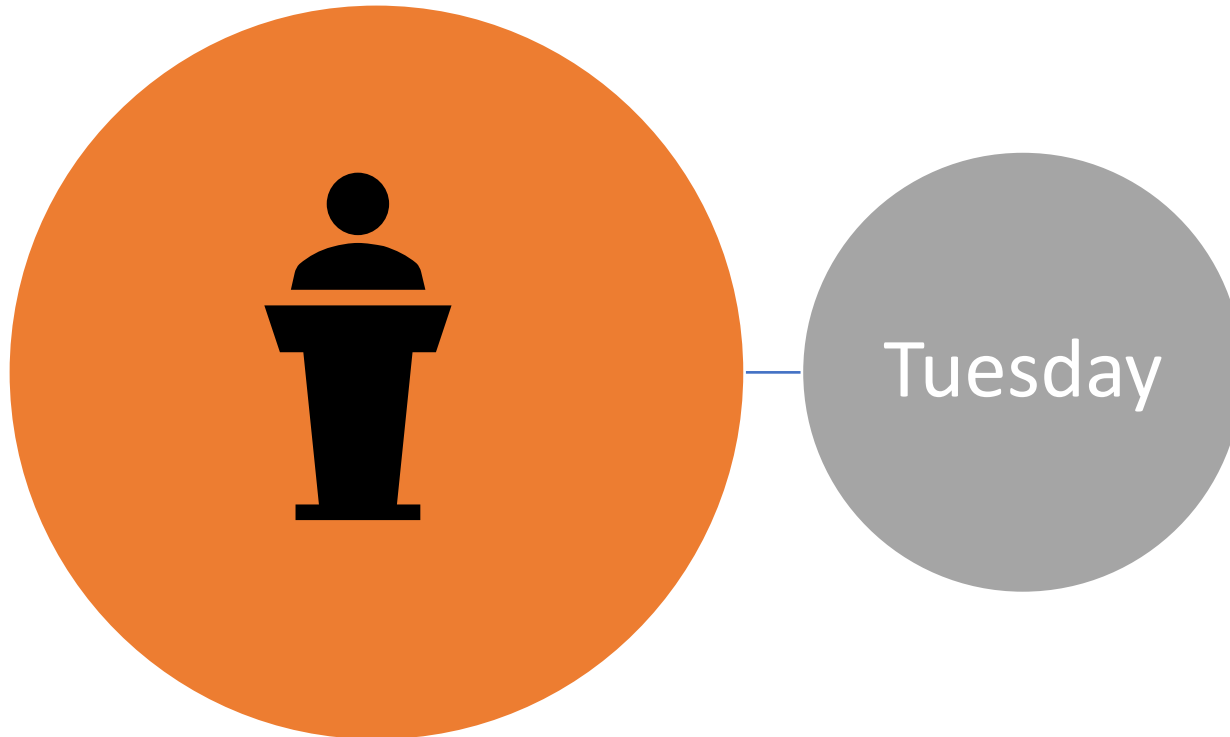
Tutor Time Curriculum



Tutor Session

- Sign logbooks
- Check POW cards
- Check uniform
- Equipment check
- Complete attendance data

Tutor Time Curriculum



Debate

- Personal development

Literacy

- Develop reading skills

Building Memory

- Sporkle

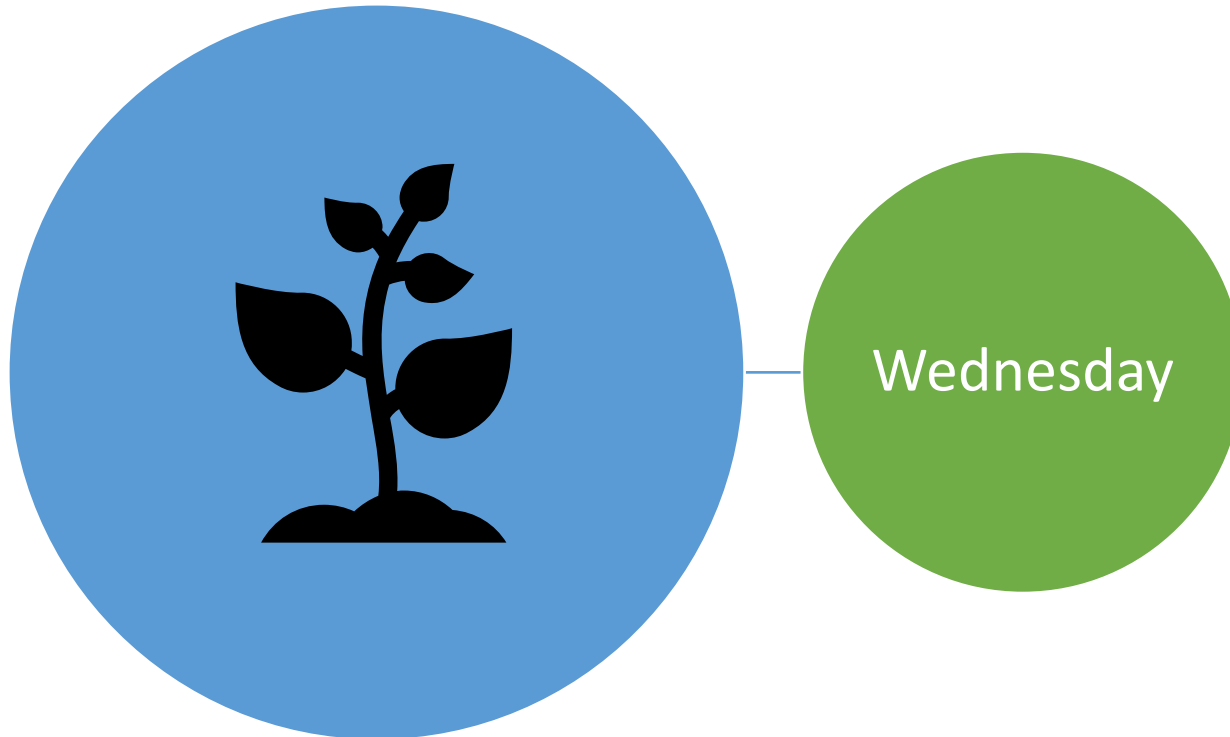
House competitions

- Compete with other tutor groups

Executive Functioning

- Explore how you learn best


Tutor Time Curriculum



Assembly

- House assemblies
- Safeguarding
- Holocaust
- Refugee Week
- LGBTQ+
- Safer Internet Day
- Careers Week
- World Book Day
- Women's History Month
- World Poetry Day
- Autism Awareness Month
- Earth Day
- Diversity Week
- Plastic Free Month

Tutor Time Curriculum

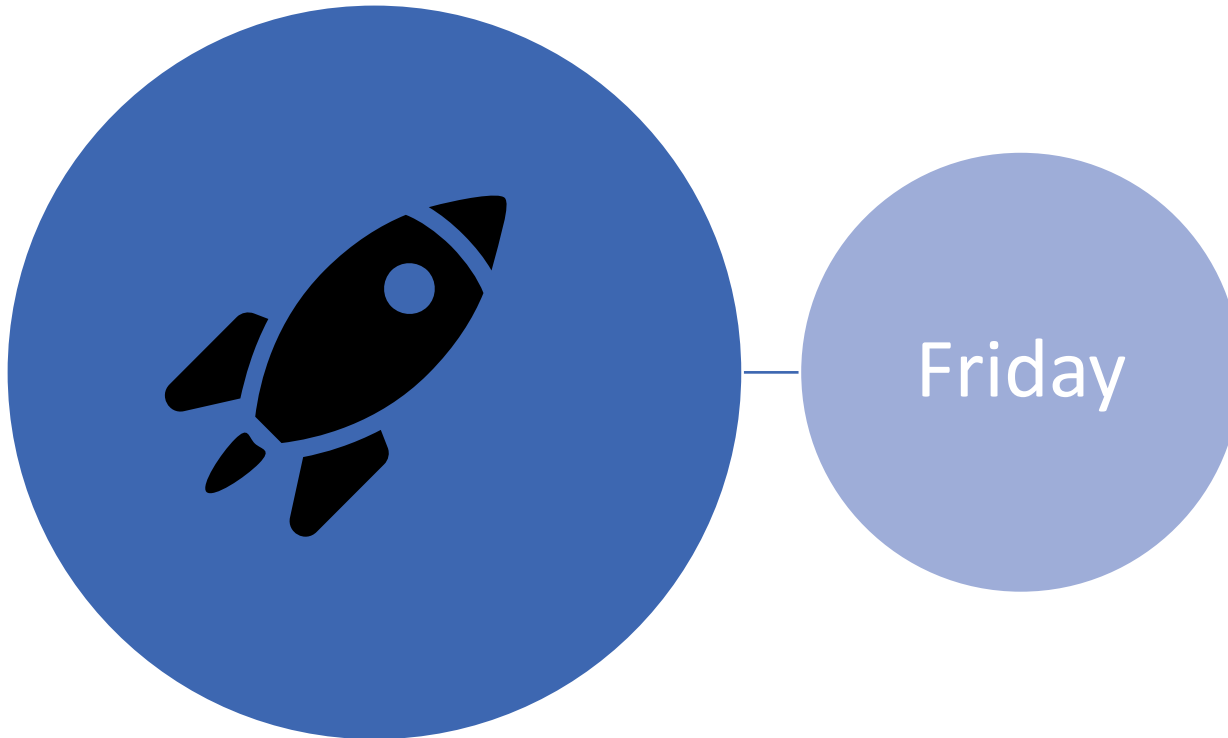


Thursday

Tutor Session

- Sign logbooks
- Check POW cards
- Check uniform
- Equipment check
- Complete attendance data

Tutor Time Curriculum



Careers

- Degrees
- National Apprenticeship Week
- National Careers Week
- Labour market information
- Types of employment
- Subject specific careers

Knowledge is Power

- Build your cultural capital
- Personal and academic improvement
- Interactive quizzes

Curriculum Ambition 3

The curriculum leads students to appreciate their place in the modern world, revealing the opportunities it offers them & the responsibilities they owe to it.

Milestones and Learning Objectives

How to access labour marking information independently

Finding out about the range of opportunities available to you post 16

What are apprenticeships?

What is Higher Education?

Showcase your strengths

Jobs of the future

Key Events and Experiences

Tutor time activities

Group sessions

Engaging with external speakers

Careers discussions

1:1 careers meetings

Events and trips

Year 9

Teaching Personal Responsibility

