



Y7

Curriculum  
2024/25

Think. Grow. Care.



# Welcome to Year 7

We want your time in Year 7 at Wyvern College to be enjoyable and for you to develop a love of learning.

You have a broad curriculum of subjects that will help you achieve academic success, support your personal development and help you understand your place in the modern world.

Wyvern's outstanding teachers have worked hard to give you a curriculum that inspires, motivates and educates you. Make sure you show them respect and thank them for their work.

Follow all the PRIDE expectations and make the most of every moment in your lessons. Then, carry on the learning outside of the classroom by completing some of the extra-curricular and super-curricular activities in this booklet.

Mr Rule  
Headteacher  
Wyvern College

## Curriculum Vision Think. Grow. Care.



**Think deeply**, read widely, discuss openly and listen intently. Study with PRIDE, forever Prepared, Respectful, Involved and Dedicated



**Grow personally**, in confidence, wellbeing and individuality. Expand your interests and friendships. Develop a conscience and the moral courage to act on it. Embrace the personal challenges of STRIVE



**Care passionately** about people and causes. Appreciate the help of others; help them through service, teamwork, kindness and leadership. Make this world a better place as an informed and influential citizen, respecting British and universal values

# Curriculum Leaders

If you have any queries relating to the curriculum, please contact our Curriculum Leaders.



**Art**  
Mr D Fulford  
d.fulford@wyvern.hants.sch.uk




**D&T**  
Miss E Hussey  
e.hussey@wyvern.hants.sch.uk



**Drama**  
Mr A Harrison  
a.harrison@wyvern.hants.sch.uk




**English**  
Ms R Johnson-Kemp  
r.johnsonkemp@wyvern.hants.sch.uk




**Geography**  
Mr J Gregory  
j.gregory@wyvern.hants.sch.uk



**History**  
Mr T Weaver  
t.weaver@wyvern.hants.sch.uk



**Information Technology**  
Dr C Walker  
c.walker@wyvern.hants.sch.uk




**Maths**  
Mrs F Walker  
f.walker@wyvern.hants.sch.uk



**Languages**  
Miss N Evans  
n.evans@wyvern.hants.sch.uk



**Music**  
Miss S Wood  
s.wood@wyvern.hants.sch.uk



**Physical Education**  
Mr S Watson / Ms T Lowe  
s.mccracken@wyvern.hants.sch.uk




**Religious and Personal Studies**  
Miss E Adam  
e.adam@wyvern.hants.sch.uk



**Science**  
Mr K Booth  
k.booth@wyvern.hants.sch.uk



**Careers**  
Mrs J Gough  
careers@wyvern.hants.sch.uk

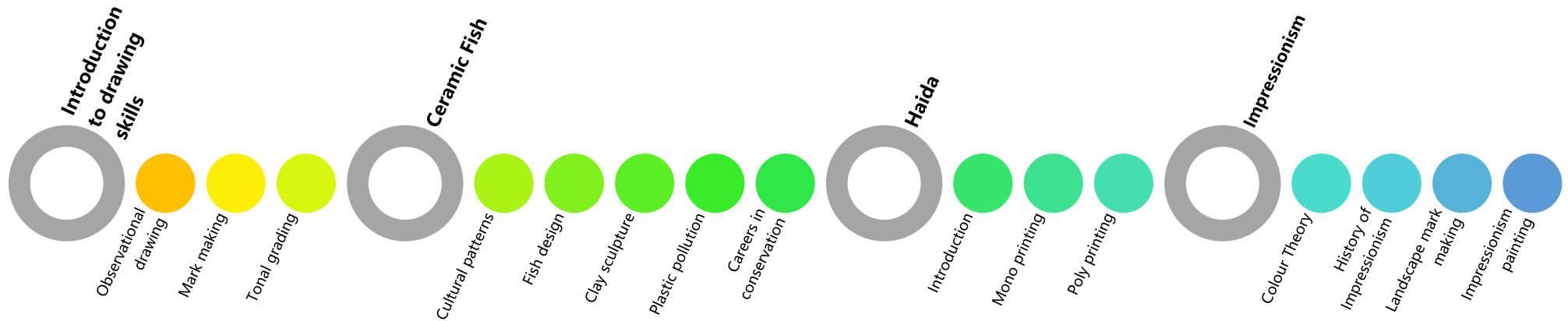


**Tutor Time Programme**  
Mrs N Foster  
n.foster@wyvern.hants.sch.uk

# Curriculum Ambition 1

The curriculum leads students to academic accomplishment and fulfilment.

It provokes thought, curiosity and scholarship, allowing students to delve into a rich variety of disciplines.



### Assessment

Your learning will be continually assessed through classwork and home learning.

You will undertake three formal assessments covering the areas of designing a 3D sculpture from different viewpoints, creating a Haida poly print and showing your understanding of Impressionism and Colour Theory. You will receive feedback on how to improve after each formal assessment.



### Home Learning

You will undertake 3 term-long a home learning projects, including:

- Finding Dory Project
- Haida People Project
- Impressionism Landscape Project

Your home learning will be marked using the criteria in the home learning booklet and on your marksheet.












### Revision Tips










Make sure you learn the key terms from the homework booklet and practice the key skills from the learning journey above.

Always use the key terms when doing verbal and written evaluation of your work.

## Extra-Curricular Enrich Your Learning

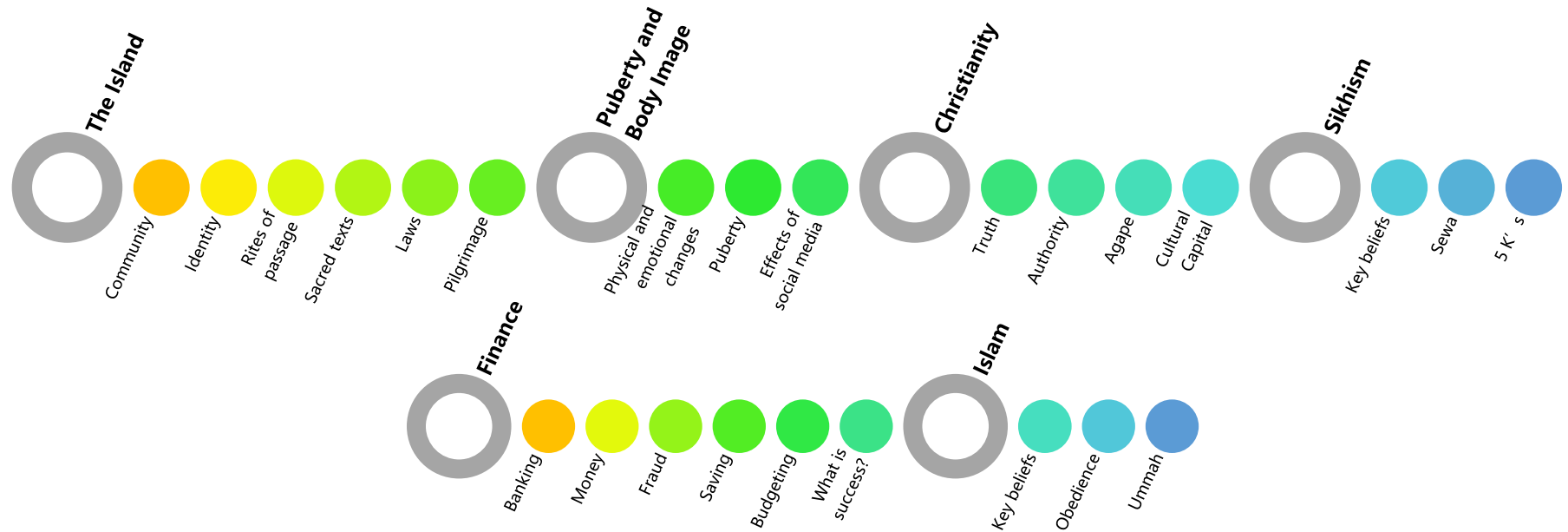
-  Y7 Art/Photoshop Club on Mondays with Mr Fulford. Catch up/ complete homework tasks/ experiment with media
-  Attend the photoshop/ animation club to help develop ideas and skills
-  Refer to links on the home learning booklet for educational videos and how to guidance
-  Visit an aquarium or aquatic garden centre to photograph tropical fish
-  Complete extension tasks within the home learning project that extend your learning
-  Watch Chasing Coral (Netflix)
-  Do some 3D model making using surprising materials such as baking
-  Go for a walk in the countryside and take photographs
-  Once you have photographs from your countryside walk, write a poem based on your favourite one

## Super-Curriculum Extend Your Learning

-  Watch [this tutorial](#) on how to use shading effectively when drawing
-  [Drawing activities](#) that can be printed and used at home to practice skills
-  Have a look in the local community for art workshops to experience other media and styles
-  Go into nature and use photograph to turn England's nature into Haida style art
-  Watch [Canada Over the Edge](#)
-  Link up with students in Conservation Club who are interested in vanishing landscapes
-  Visit the Cauthauld Institute
-  Visit Tate Britain or the National Gallery to see real impressionist artwork
-  If you are taking French, taking pictures of Monet's garden to show your art teacher

# Core RPS

## Learning Journey



### Assessment

You will complete assessments over the year based on the taught content. They will also assess how well you communicate your own views on the topics covered. Each assessment will be completed in class and take approximately 50 mins.

You will be given revision resources to prepare for the assessments.

After the assessment you will receive feedback comments to help you improve.



### Home Learning

You will complete a homework booklet in the Autumn term on festivals to tie in with the Island unit.

You will complete a second homework booklet in the Spring term on agape and charity.

In the Spring term you will complete a revision activity to prepare you for your assessment.



### Revision Tips










Make sure you revise the meaning and spelling of key terms.

Complete the revision homework which prepares you for your assessment.










If you want extra support, speak to your teacher for a revision support sheet.

# Core RPS

## Extra-Curricular Enrich Your Learning

-  Read a mythological story to compare the idea of truths and fiction
-  Research a true survival account
-  Complete activities from the [RPS Loyalty Card](#)
-  Research the work of a Christian charity and make links between their actions and the beliefs that you have studied in class
-  Volunteer to assist with the charity desk in the student foyer or a similar charity event
-  Watch the videos on the [Money Learning Resources for Kids](#) and Teens website and then play some of the revision activities
-  What RPS-related issues can you find in your favourite TV programmes and/or films?
-  Have a discussion with a parent/carer. What do they think about the topic you are studying?
-  Read part of the Bible and see if you can identify ideas you have studied in class such as agape, authority and truth

## Super-Curriculum Extend Your Learning

-  Using [this website](#), research different types of bank accounts. Which do you think is the best and why? Use key terms in your answer
-  Go camping and consider (and write) the essentials you need to take with you. What would have made the trip easier or more challenging?
-  Find examples of laws which have been broken in your local area and write how this has affected your community
-  Collect four news reports covering the same event. Make a list of the similarities and differences about how they reported the 'truth' of the story
-  Talk to older family members about their experiences during adolescence. For example, did they experience peer pressure?
-  Compare and contrast rites of passage in two or more different cultures/communities
-  Interview family members about what activities/traditions they took part in after their child's birth. How did they choose?
-  Talk to your parents/carers (if they are willing) about how they manage the finances for your household. Do they use a budget?
-  Extend your learning about Christianity by researching different branches of the religion. What are the similarities and differences?





## Assessment

Your learning will be continually assessed in multiple ways. You will evaluate your work; you will receive feedback from your teachers on your classwork and homework. You will complete end of unit tests and carry out a practical work assessment each unit.



## Home Learning

You will be set homework on a fortnightly basis that will involve:

- Deepening knowledge and understanding of the material area you are working in
- Developing drawing and design skills



## Revision Tips










Your classwork and home learning booklets for each unit are your main revision materials and include a knowledge organiser on the back of the front page. This will be shared on EduLink close to revision time.

Your logbook contains a list of key technical words for Design and Technology.

## Extra-Curricular Enrich Your Learning

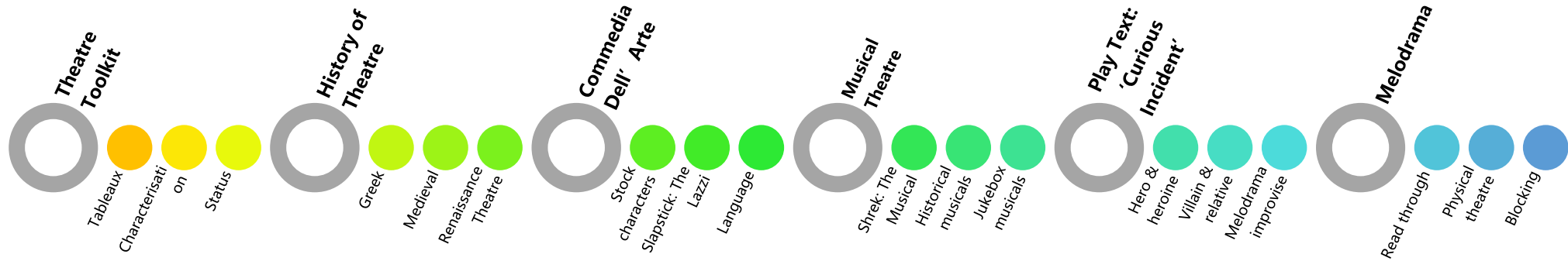
-  Join the KS3 Cooking Club to develop your skills in cooking dishes
-  Take part in a cookery competition run at Wyvern
-  Watch "The Great British Sewing Bee" on BBC iPlayer to learn how garments are constructed and upcycled
-  Watch episodes of Inside the Factory on YouTube
-  Watch MasterChef on BBC iPlayer
-  Learn how to knit or crochet. Is there someone at home who can teach you or learn on YouTube
-  Visit Whitchurch Silk Mill to see how woven fabric is made
-  Visit Winchester Water Mill to see how mechanisms and renewable energy are generated
-  Watch Handmade- Britain's best woodworker on BBC iPlayer to see how wood is used in construction and how it can be upcycled

## Super-Curriculum Extend Your Learning

-  Create a dress to help a girl elsewhere in the world. Check out the [Dress a Girl Around The World](#) campaign
-  Check out the [Product In A Tin](#) competition. Speak to your teacher if you'd like to enter
-  Use links to Geography for international and regional foods, write a report on the impact of food miles on the environment
-  Extend your learning of Healthy Eating by completing the activities on the [Food-A Fact Of Life](#) website
-  Write a report on how your diet can be amended to be healthier or adapted to suit a vegetarian, vegan or calorie-controlled diet
-  Cook a dish from the student area or the [Food-A Fact Of Life](#) website and evaluate the dish for sensory appeal
-  Explore the work of [Phillipe Stark](#) or [Ettore Sottsass](#). What is their style? Where did they get their inspiration? Can you redesign a household item in their style?
-  [Explore how different societies and cultures have used technology throughout the ages](#). Which did you know about? Did any surprise you?
-  Learn about the [Design Process](#) in depth and then write up a summary. Use a diagram if helps

# Drama

## Learning Journey



### Assessment

Your learning will continually be assessed with many opportunities for peer and self-assessment each lesson along with verbal feedback from your teacher.

A formal assessment will take place at the end of each Scheme of Work, consisting of a practical performance, written evaluation and short knowledge questions.



### Home Learning

You will be set homework tasks on week two and three of schemes of work which will support your learning in lessons.

These will extend your knowledge and understanding and prepare you for assessments.



### Revision Tips



Ensure that you use rehearsal time effectively to be fully prepared for practical assessments.

Remember, a little confidence goes a long way.




Ensure that you complete home learning tasks and get used to saying key terms and drama vocabulary when evaluating practical work.

# Drama

## Extra-Curricular Enrich Your Learning

-  Get involved in the Wyvern College production. Actors, dancers, costume designers, backstage crew and lighting technicians will all be needed!
-  Join a local youth theatre group:  
[Titchfield Festival Theatre](#), [The Point](#), [Mayflower Studios](#), [Propbox Youth Theatre](#)

## Super-Curriculum Extend Your Learning

-  Sign up for a KS3 Drama trip
-  See what is on at your local theatre and go to see a show
-  When you are watching television or a film, reflect on what the actors are doing to create characterisation, in particular, how they are using their body language, facial expression and voice



## Assessment

Your learning will be assessed through verbal feedback in class, peer and self-assessment, and through formative written targets in your exercise book from your class teacher.

Formal assessment will take place to evaluate your reading and writing skills in Autumn and Spring and speaking and listening skills in the Summer term.



## Home Learning

You will be set a weekly task in designated Homework booklets, or a specific task linked to in class learning.








You are also expected to read your own choice of reading book for at least 20 minutes per day (if possible).









## Revision Tips

- Try explaining your ideas or response to someone else – if you can ‘teach them’ the skill or topic, then you ‘know’ the ideas well.
- Re-read a text to ensure you have understood it. Summarise the text in 5 to 10 sentences
- Create mind-maps or cue cards for key ideas, characters and events in a text.

## Extra-Curricular Enrich Your Learning

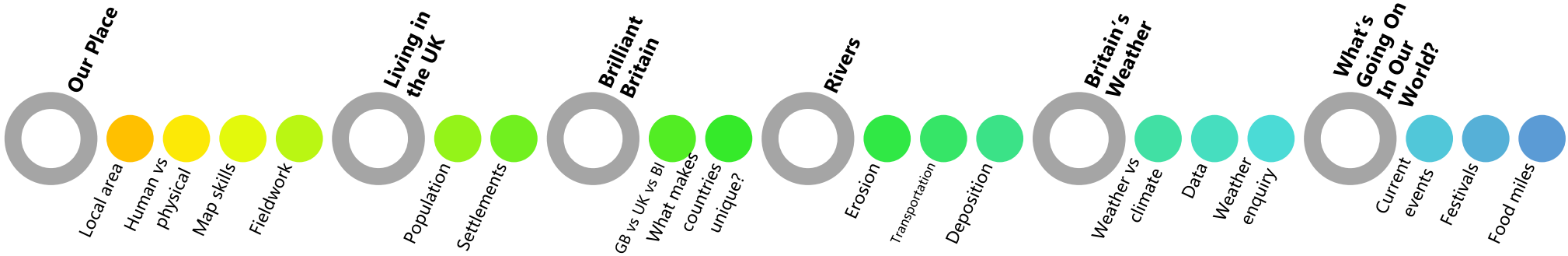
-  Ensure you are completing 20 mins of personal reading each day.
-  Read a range of biographies, diaries, articles and translated texts- ask the school librarians for help to find books to read, or your local library
-  Use sites such as BBC Bitesize to test and learn a range of broader ideas for your related topics
-  Research and read other texts written by the authors/writers you are studying in class
-  Create your own series of flash cards, revision notes and knowledge organisers for your text and/or topic
-  Volunteer to read aloud in class- practise this at home to ensure you read with fluency and intonation, and you create an effective narrative voice
-  Practise writing creatively for non-fiction and fiction tasks. Revisit and edit your own writing, experimenting with vocabulary, form and structure

## Super-Curriculum Extend Your Learning

-  Join and regularly visit a library. Challenge yourself to read a wide variety of genres and authors including fiction and non-fiction
-  Research the historical periods and places from your texts and books in class. What else could you learn about the people, places and events of these times?
-  Go to local museums, theatre productions and galleries. Try to make connections between fact and fiction, art and history
-  Join a pupil Book Group or Creative Writing Club. Enter writing competitions online and in school
-  Read a range of texts which explore related issues in society. Look for other texts and articles which explore a range of experiences across time and place
-  Respond creatively to your topic by exploring the themes and ideas in a range of ways- art, music, writing or article writing

# Geography

## Learning Journey



### Assessment

Your learning will be assessed regularly by your teacher based on your classwork and home learning and you will receive written feedback comments.

You will also receive comments on your progress including developmental points on your academic report.



### Home Learning

Homework will be set on a fortnightly basis or will be a home learning project for the duration of the half term.

Students are expected to spend approximately 30 minutes on each Geography homework task or a minimum of 2 hours on a project.












### Revision Tips

Remember to refer to the list of key Geography words in the topic booklets every lesson.

There are some excellent revision resources for Geography at:  
<https://www.bbc.com/bitesize/subjects/zrw76sg>  
For map skills go to:  
<https://www.ordnancesurvey.co.uk/mapzone/>

# Geography

## Extra-Curricular Enrich Your Learning

-  Use maps and GPS to plan journeys and follow routes
-  Download the geo-cache app and hunt for treasure!
-  Read Horrible Histories Spectacular Settlements
-  Take a walk in your local area and consider the changes that are taking place, record these on field sketches or take photos
-  Visit the Eastleigh Museum and discover what town life was like in the 1930s
-  Visit [here](#) to work out if your house is at risk of flooding. Tell your teacher about this
-  Draw a field sketch of a river or stream from either somewhere nearby, on a holiday or from a photo online. Add annotations of the key features
-  Read Horrible Geography Raging Rivers
-  Take photographs of places you visit and make a human and physical geography photo montage

## Super-Curriculum Extend Your Learning

-  Watch Hans Rosling 'The truth about population' and write a 100 word summary
-  Research newspaper articles about construction in the local region, print and highlight key words. Consider what the trends are and reasons for this
-  Write an adventurous story based on an OS map replacing key words with symbols from the key
-  Research the history of maps, when, why and how did the OS map begin?
-  Read chapter one of 'Notes from a small island' by Bill Bryson and make a 100 word summary
-  Write a diary based on research of new tourist attractions in the UK, explaining why it would be good for tourists to visit each location
-  Research the history of Stonehenge and make a timeline of events that have taken place in this location
-  Write a diary on a key event in Britain such as Glastonbury Festival or Wimbledon
-  Read the news and find out interesting events that are taking place in Britain



# History

## Learning Journey



### Assessment

Assessment will happen throughout your taught units where you will be assessed on content and key historical skills such as source analysis.

You will sit assessments each half-term which:

- assess your historical knowledge
- source analysis
- develop your 'writing to explain' skills

You will also receive written and verbal feedback on your assessments and home learning projects.



### Home Learning

You will be set a variety of project-based homeworks which run across multiple weeks.

These will include:

- Battle of Hastings
- Revision preparation for Assessments and the end of year Exam
- Victorian inventions

All home learning resources are on our home learning website:

<https://wyvernhistoryhomelearning.wordpress.com>










### Revision Tips










1. [BBC Bitesize](#)- Use this for revision of year 7 topics, including:
  1. [Battle of Hastings](#)
  2. [Industrial Revolution](#)
  3. [British Empire](#)
2. **Learn keywords**- regularly keep relearning keywords and topics throughout the term. Create a glossary of all the keywords you learn

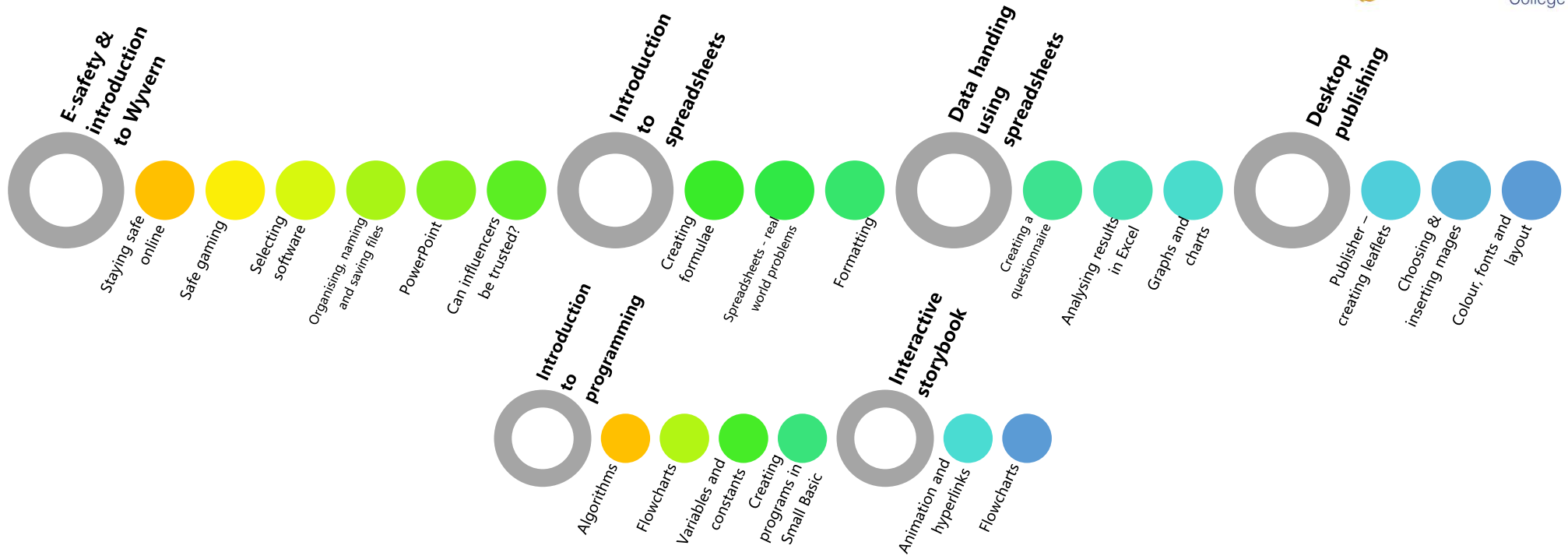
# History

## Extra-Curricular Enrich Your Learning

-  Visit the site of the Battle of Hastings. There are often re-enactments
-  Visit a castle! There are many local choices including Porchester, Arundel or Corfe
-  Read Horrible Histories- Measly Middle Ages
-  Visit Hampton Court Palace to learn about the life of the Tudors
-  Create a quiz on the Tudor Reformation and or the English Civil War, designed to challenge a friend or even your History teacher
-  Visit the Black Country website to research what life was like in an industrial town prior to the department trip to the museum
-  Read Horrible Histories- Vile Victorians

## Super-Curriculum Extend Your Learning

-  Listen to [Dan Snow's podcast](#) on the Battle of Hastings. Discuss what else it reveals about how William won
-  Visit a local castle and write a paragraph to explain how it was designed to defend against an attack
-  Research what was written about your [local area](#) in the Domesday Book. Do you recognise any local places? What were they like?
-  Read and have a go at the activities on this website about 1066. If you were designing the website, what else would you add?
-  Visit the [website](#) or go to Hardwick Hall. Use this to help you write an evaluation of what it would be like to be a woman in the Tudor era
-  Read the Time Travellers' Guide to Medieval England by Ian Mortimer. How accurately do you think it shows life in the Elizabethan Age?
-  Visit the Ironbridge Gorge museum or look at the [website](#). Use this to help you design your own Industrial Revolution museum
-  Read Documenting History: The Industrial Revolution by Peter Kick or The Industrial Revolution: Events and Outcomes by Nigel Smith
-  Read The Industrial Revolution by Clive Gifford or Stories of Women During the Industrial Revolution: Changing Roles, Changing Lives by Ben Hubbard



## Assessment

You will complete one assessment piece each term which will take one lesson to finish.

The test will be a written assessment and a practical task.

Your score and grade will be returned on your student tracker along with some feedback.



## Home Learning

You will complete fortnightly homeworks which will include:

- Web design preparation
- Gathering responses to the survey you create in your IT lesson
- Revision homework prior to your assessments












## Revision Tips








You will be provided with a PowerPoint slide to complete prior to the assessment which you will then print off and take home to support your revision.

Resources to support your revision can also be found at W:\1 Subjects\ICT\1 Yr 7\1 Introductory unit

## Extra-Curricular Enrich Your Learning

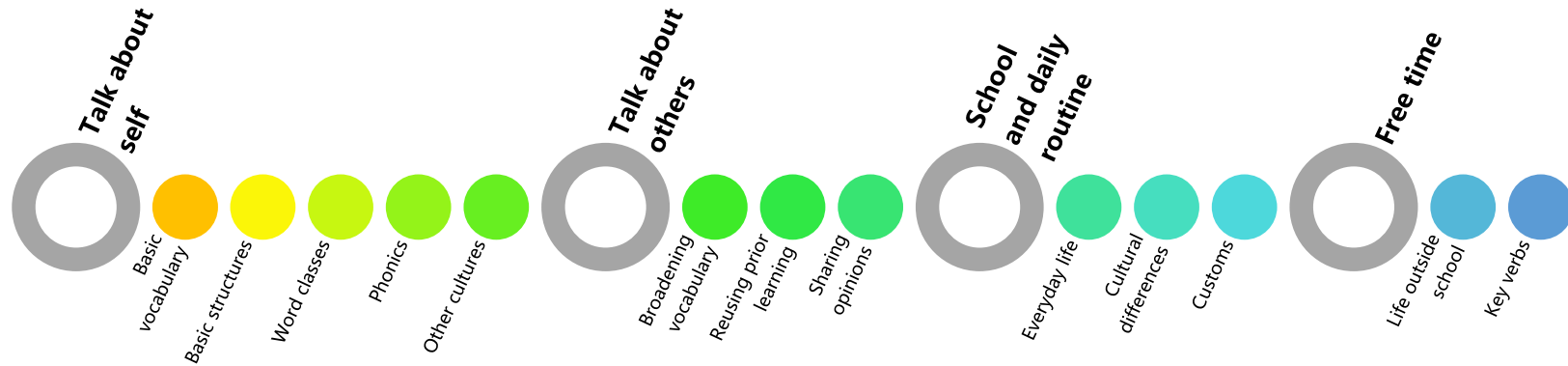
-  Attend lunchtime sessions in IT2 daily with our prefects to gain new skills and help with existing projects
-  Time travel. Imagine that it is 2119. What will have changed? Draw three pieces of technology and annotate them
-  Create your own story using animation and coding <http://www.alice.org>
-  Try some of the courses available at <https://brilliant.org/courses/computer-science-fundamentals/>
-  Put together a team and take part in <https://persecoding.net/>
-  Choose an episode of BBC click <https://www.bbc.co.uk/programmes/b006m9ry> Summarise this in a mindmap
-  Would you like to live forever in a computer program? Write why/why not. Find some sources that support whether this will or will not be possible.
-  Beanz magazine is an online publication which includes a mixture of free and subscription articles. <https://www.kidscod.ecs.com/#>
-  Think about attending a tech day camp in your summer holidays. Explore these here <https://www.techcamp.org.uk/camps/upcomingcamps/tech-camp-day>

## Super-Curriculum Extend Your Learning

-  Read 'How Google Works' by Eric Schmidt and Jonathon Rosenberg (available in the school library)
-  Learn more about e-safety at [https://www.thinkuknow.co.uk/11\\_13/](https://www.thinkuknow.co.uk/11_13/)
-  Find some examples of programming languages that you have not been taught in school and have a go! What are the similarities and differences between these ones and the ones that you have been taught? <https://www.w3schools.com>
-  Read Algorithms to Live By: The Computer Science of Human Decisions (Paperback) by Brian Christian and Tom Griffiths. Which of these algorithms will help you to live your day-to-day life
-  Read further information on esafety at [https://www.thinkuknow.co.uk/11\\_13/](https://www.thinkuknow.co.uk/11_13/) Think about your online life. Which advice here is relevant to you?
-  Check out the computational thinking challenges for 12-14 year olds at [https://challenge.bebras.uk/index.php?action=user\\_competition&group\\_id=86](https://challenge.bebras.uk/index.php?action=user_competition&group_id=86)
-  Careers of the future. What jobs exist now that you don't believe will 20 years from now? What jobs do you believe will exist then which don't yet? Write about why you believe this to be the case.

# Languages

## Learning Journey



### Assessment

You will regularly be assessed on key vocabulary and the non-negotiables.

Your teacher will also assess your learning regularly during in-class activities and you will get lots of verbal feedback too.

Your written work will be checked for accuracy.

You will be assessed twice a year on listening, reading and writing and you will get targets for improvement.



### Home Learning

You will be set regular homework including learning, practising and revisiting vocabulary on platforms such as Quizlet, Languagenut, TaskMagic and Blooket.

You will be encouraged to do this little and often in order to embed vocabulary in long term memory.

We expect students to work independently on homework each week.



### Revision Tips

You will be taught how to revise, including the importance of doing so regularly- 'little and often'.

You will have access to online tools and other resources to help you revise.

You should keep revisiting the non-negotiables and topic-specific vocabulary throughout the year.

# Languages

## Extra-Curricular Enrich Your Learning



Attend the  
breaktime  
Language Club  
(run by prefects)



Research a  
French/German  
speaking country  
anywhere in the  
world and produce  
a poster or leaflet in  
English giving as  
much information  
as you can about it



Watch one of  
your favourite  
childhood cartoons  
in French/German.  
You can find lots of  
these on YouTube



Make a pairs  
game with  
French/German  
words to match with  
their English  
meanings. Play it!



Find a picture of  
your choice and  
label as many things  
as you can in the  
picture in  
French/German



Create a  
calligram (shape  
poem) in  
French/German on  
a topic of your  
choice



Choose a  
French/German  
football team and  
find out all about  
them and then  
follow their  
progress  
throughout the year

## Super-Curriculum Extend Your Learning



Complete a  
language course by  
doing daily practice  
on Duolingo



On European  
Day of Languages  
read a book by a  
foreign author or  
set in another  
country. Write a  
review



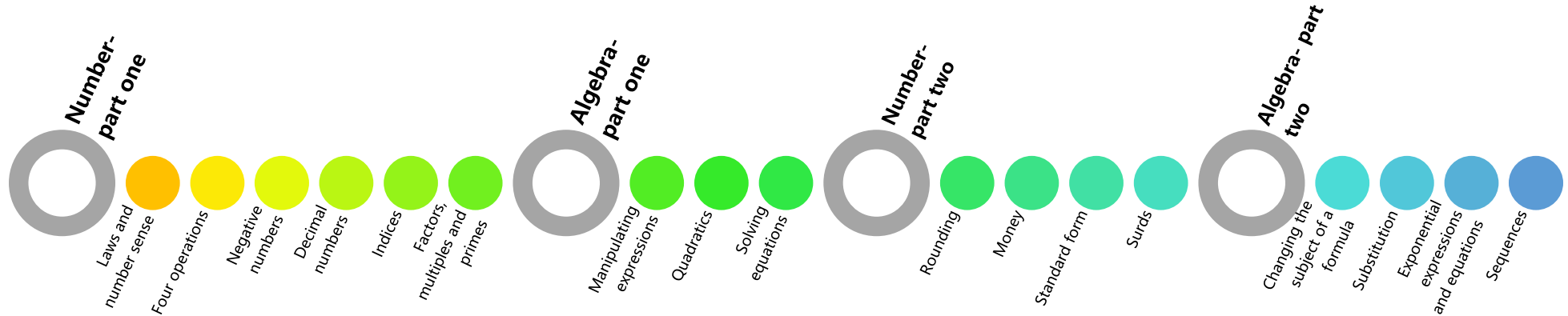
Read some of  
the ELI Language  
Magazines (speak to  
your teacher for  
more information)



Teach your  
family about the  
traditions you've  
learned about in  
your MFL lessons



Change the  
language on a  
programme you  
watch to  
French/German



### Assessment

Your learning will be assessed continually during lessons with questioning, short quizzes, mini-whiteboards and the teacher marking your exercise and homework books.

At the end of each unit of study you will complete a revision homework and then take an assessment and get feedback on targets.

Once per-term you will sit a GCSE-style assessment to track your progress over time.



### Home Learning

## sparx

You will complete Sparx online quizzes each week for homework. There is a video lesson accompanying each quiz to support you.

The homework is designed for each individual student based on your maths knowledge and confidence.










Each homework has 3 steps: Compulsory, XP Boost and Target.












### Revision Tips

1. Act on your feedback sheets after assessments- complete the suggested Sparx Quiz/video lessons for your targets
2. Complete the XP Boost and Target homeworks to make your previous learning stick
3. Redo questions from your exercise book- check you can still do them. Look up how to in your note book if you've forgotten.

## Extra-Curricular Enrich Your Learning

-  Humble Pi: A Comedy of Maths Errors by Matt Parker
-  The Code Book: The Secret History of Codes and Codebreaking by Simon Singh
-  Alex's Adventures in Numberland by Alex Bellos
-  [Plus Maths podcast](#)- bringing mathematics to life
-  [A Brief History of Mathematics podcast](#)- Marcus du Sautoy reveals important discoveries in maths
-  [Numberphile](#)- engaging videos about interesting and unusual maths
-  Hidden Figures (PG)- a film showcasing the vital work of African American female mathematicians in the space race
-  Festival of the Spoken Nerd- maths and science comedy theatre show
-  Visit Bletchley Park- home of code-breaking efforts in WWII

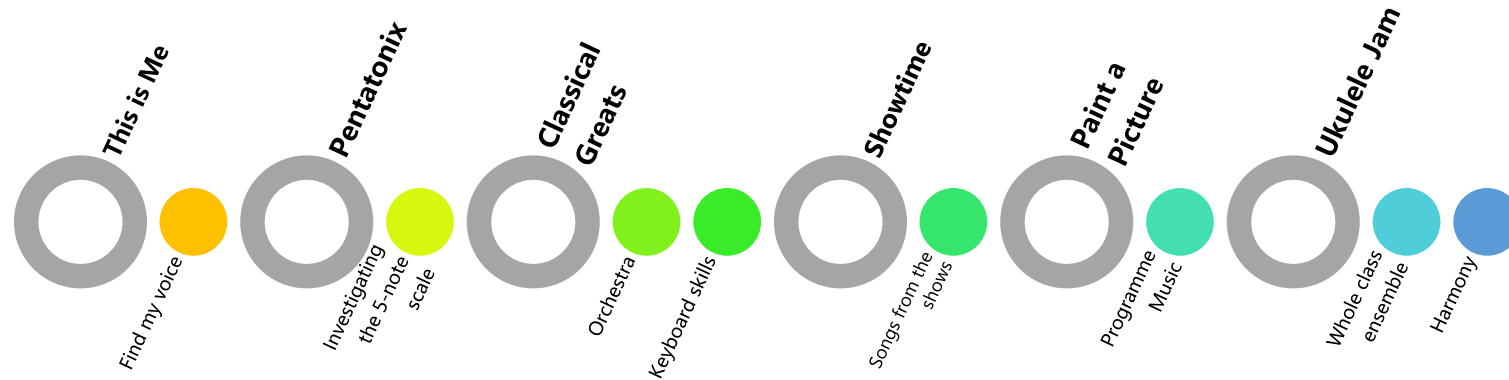
## Super-Curriculum Extend Your Learning

-  Solve all the NRich [factors, multiples and primes](#) short problems
-  Solve all the NRich [Cryptarithm](#) problems
-  Watch the TED Ed talk "[why can't you divide by zero](#)". Write your own explanation of why dividing by zero is impossible
-  Learn about [real life uses](#) of substitution into formulae. Which are the most interesting uses?
-  Watch "[10 equations that changed the world](#)". Which 3 equations do you think have had the most impact on human progress?
-  Read the article "[n ways to apply algebra with The New York Times](#)". Which do you think are the most interest applications?
-  Research to learn how numbers were invented. How does what you learned in extend what you learned in class?
-  Learn what [Brady Numbers](#) are
-  Read articles about [prime numbers](#) in Quanta Magazine. What did you learn about prime numbers beyond that which you studied in class?



# Music

## Learning Journey



### Assessment

Your performances and compositions will be assessed using the music assessment pathways 'Breakthrough, Main Stage, Headliner and Virtuoso' at multiple points during the year.

You will receive ongoing feedback from your teacher and will complete a self-reflection on your music progress tracker after your final performances.

In addition to your class performances there will be listening tasks in lessons and online musical knowledge quizzes at the end of each unit to demonstrate your musical knowledge and understanding.



### Home Learning

Ongoing homework will be to regularly practice the scores you are working on in lessons.

We will give suggested listening lists for each unit to help embed your musical knowledge and understanding.

You will be set an online musical knowledge quiz at the end of each unit and you will need to record your scores in your logbook to go on your music progress tracker.



### Revision Tips

You should read and act on the feedback comments on your music progress tracker.


Practice your musical elements terms: MAD TSHIRT.

Complete the musical knowledge quiz at the end of each unit.


If you would like to learn and revise music theory, you can visit:

<http://www.musictheory.net>


## Extra-Curricular Enrich Your Learning




Join the whole school choir. Everyone welcome, no audition required




If you play brass, woodwind or percussion you are welcome to join the concert band, no audition required




Join Wyvern Groove band, Big Band or Rock Club




You are welcome to make use of keyboards or music technology facilities outside of lesson hours. Speak to your teacher




If you play a string instrument- violin, viola, cello or bass- come along to String Ensemble



If you want to develop your understanding of Music Theory speak to your teacher about joining Music Theory Club



See the Royal Philharmonic Orchestra at Southbank Festival Hall




Go to local concerts and events as advertised on posters in the music department




Get involved with the Wyvern whole-school production


## Super-Curriculum Extend Your Learning




Study and complete music theory activities: <http://www.musictheory.net>




Learn more about the [music of Africa](#)



Learn more about [music from around the world](#)




[Improve your musical note-reading](#)




[Listen](#) to some of the great composers




Use BBC Bitesize to [further explore](#) our topic areas



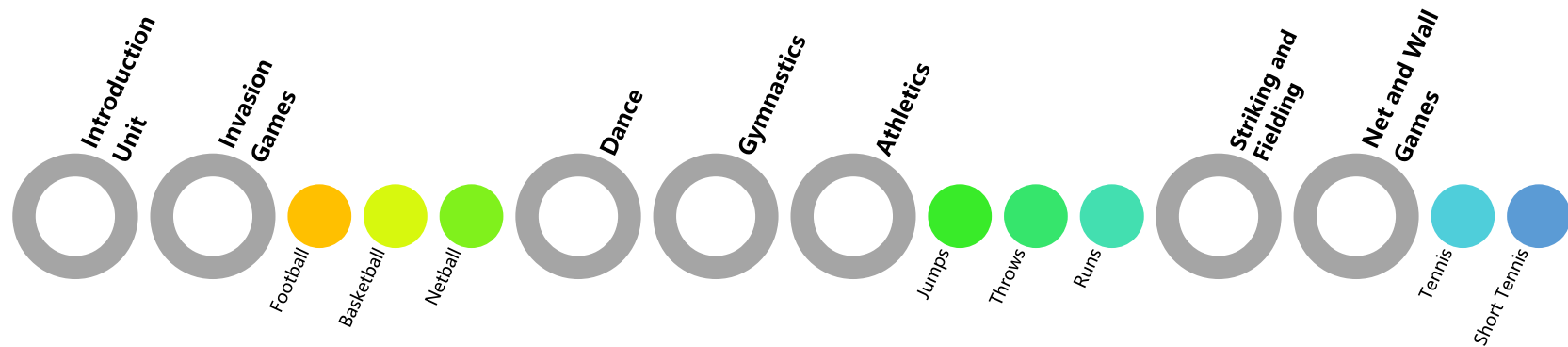
Complete Grade 5 theory lessons in school to support instrumental learnings



Watch the London Philharmonic Orchestra's live recordings and listen to their podcast: [Watch, Listen, Learn - LPO](#)



Attend Hampshire Music Service courses and audition for a country ensemble: [Ensembles | Education and learning | Hampshire County Council](#) ([hants.gov.uk](http://hants.gov.uk))



## Assessment

You will be assessed initially as part of the *Introductory (6 week) Unit* which judge and measure your baseline level of fitness, game play and movement.

During every other unit of work in each of the respective physical activities that you experience, your teacher will assess your performance, knowledge and understanding in-class and week by week, giving you lots of verbal feedback. There is also the opportunity at the end of every unit to show what you can do and know by performing in tournaments or performing a sequence or final dance composition.

You will be asked to evaluate your own performance (and that of others) during lessons, as well as demonstrate ways of improving performance.

## Home Learning

You will rarely be set home learning tasks during core PE lessons.

At times your teacher might ask you to write down and record your gymnastic sequence or dance composition, but more likely you will be encouraged to watch video clips or live games to develop your knowledge and understanding in these activities, and to further your enjoyment and appreciation of them.

## Revision Tips

You should look to heed the advice and act upon the verbal feedback that your PE teacher(s) give you.

Further develop your performance and enjoyment of an activity by attending an after-college club or practice.

Try to learn some new rules or laws (Do's and Don'ts) for every activity that you are taught, so that you can assume the role of official or organiser.

If you would like to learn and revise PE theory, you can visit:

[1st level Physical Education - BBC Bitesize](#)  
[KS3 Physical Education - BBC Teach](#)  
[Topend Sports | The Sports Fitness, Nutrition and Science Resource](#)

## Extra-Curricular Enrich Your Learning



Attend and join-in with one of the many extra-curricular clubs and practices that take place after college every afternoon from M-F.



Read a sports biography or autobiography by one of your sporting heroes e.g. *Twin Ambitions* by Mo Farah.



Join a local club for a sport/activity that you are interested in, and take a regular, active part.



Visit a local sporting event, festival or workshop e.g. Ageas Bowl (Cricket).



Write a story about your best ever sporting performance/game or the day you met your sporting hero and show it to your PE teacher.

## Super-Curriculum Extend Your Learning



Listen to The Sports Squad podcast which is all about staying fit and keeping active - [Sports Squad podcast - Fun Kids - the UK's children's radio station \(funkidslive.com\)](#)



Visit a local leisure centre or health club and go for a trial/free swim or take part in an exercise class.



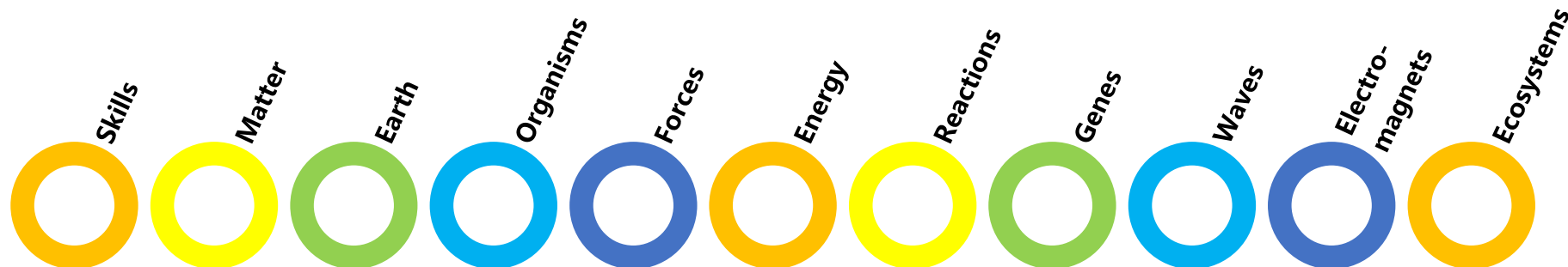
Research your favourite trainer and training shoe. Have a look how the design of trainers has evolved over the years to embrace technology - [BBC Four - How to Make, Series 1, The Trainer](#)



Read one of the top reading books that will bring to life sport and a sporting event. Find them here - [14 books for sports-obsessed kids \(penguin.co.uk\)](#)



Read the sports pages in a quality daily/weekly newspaper. Or go online to check the BBC Sport updates.



## Assessment

You will complete two 1-hour assessments of approximately 60 marks.

The assessments consist of a combination of recall and application of scientific knowledge and skill questions (including maths skills).

Each assessment will contain a mixture of multiple choice, short answer and long answer questions.



## Home Learning

You will complete half termly home learning tasks. They will be a combination of:

- Literacy tasks focusing on key knowledge recall and retrieval of content in an extended answer.
- Revision tasks (reading, exam style questions, mind maps, Venn diagrams etc)
- Intervention tasks based on prior attainment.












## Revision Tips












**Educake**

1. [BBC Bitesize](#) - Use this for revision notes, video clips and quizzes
2. [Wyvern Science Revision](#) - Use this for revision notes, video clips and quizzes
3. [EDUCAKE](#) - Use this for revision notes, quizzes and video links

## Extra-Curricular Enrich Your Learning

-  Attend Science Club (all Y7 and Y8 students welcome)
-  Attend Science drop-In any day after school except on Mondays
-  Visit Winchester Science Museum and write an article about what you learned
-  Buy Science Kits and complete experiments at home. Write down results, evaluations, conclusions and how to improve investigations
-  Write a song to remember the first 20 elements of the Periodic Table
-  Listen to the 'Naked Scientists' podcast to learn about new discoveries in science and keep a diary of what you learn from each episode
-  Use plasticine and other materials to make models of animal and plant cells and different organelles
-  Watch science YouTube channels including [Vsauce](#), [Veritasium](#) and [AsapScience](#)
-  Visit the Science Museum and the Natural History Museums in London and write up a summary of the 10 most interesting things

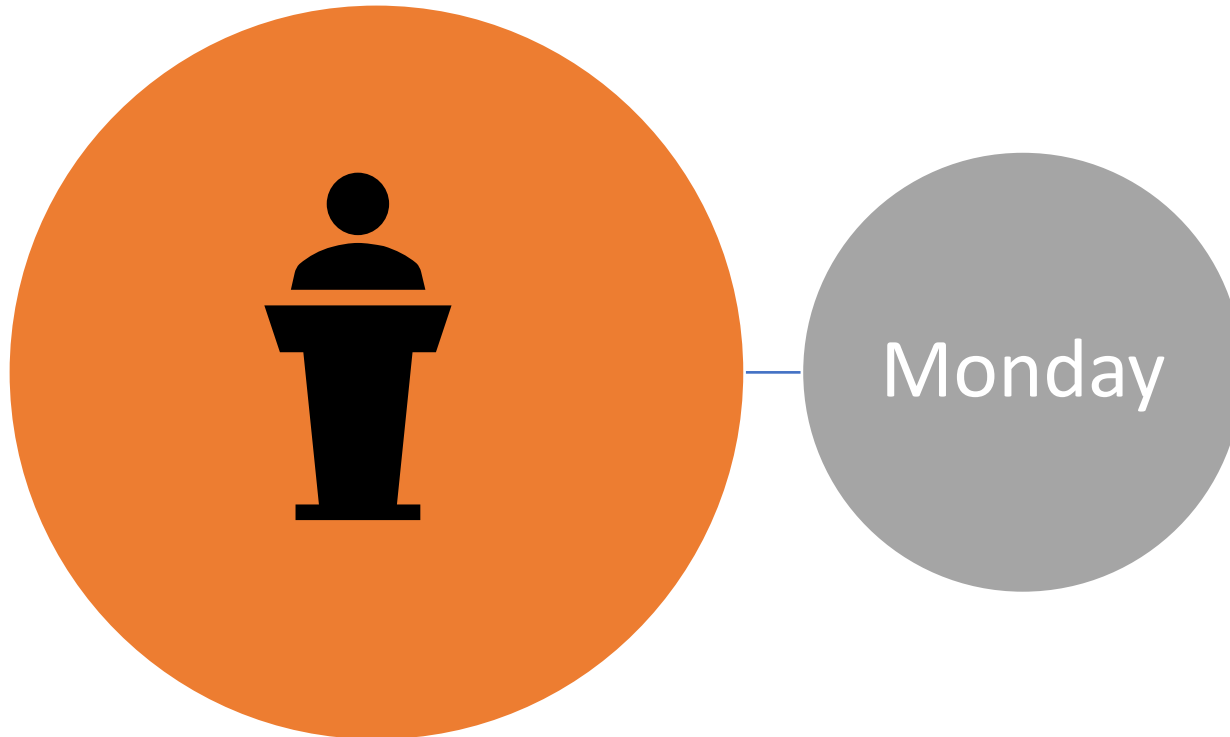
## Super-Curriculum Extend Your Learning

-  Download a stars and constellations app and learn the main ones. Go outside on a starry night and try to identify the key stars and constellations
-  Read through 5 articles from [Live Science](#) each week and keep a diary of what you learn. Try to find articles which link to what you have learned in class
-  Extend your learning of space by listening to the [13 Minutes to the Moon](#) podcast. Write a summary of each episode
-  Learn how many volts a single thundercloud carries by reading [this article](#)
-  Learn what causes your hair to stand on end if you walk across a carpet in wool socks by reading [this article](#)
-  Go for a walk in the countryside or to the beach. Collect stones and then research how to identify them and how they were formed
-  Extend your learning of electricity by reading about [inductance and capacitance](#)
-  Learn [how trees can grow tall](#) by using laws of physics and forces to their advantage. Write a summary of what you learn
-  Learn [how a wing works](#) and use your learning to design and build a model aircraft. Which forces are important?

## Curriculum Ambition 2

The curriculum leads students to personal accomplishment and fulfilment, becoming happy individuals with social maturity and moral purpose.

# Tutor Time Curriculum




## Assembly

- House assemblies
- Black History Month
- Remembrance
- Anti-Bullying
- Holocaust
- LGBTQ+
- Safer Internet Day
- World Book Day
- Women's History Month
- World Poetry Day
- National Autism Awareness Month
- Earth Day
- Refugee Week
- Diversity Week



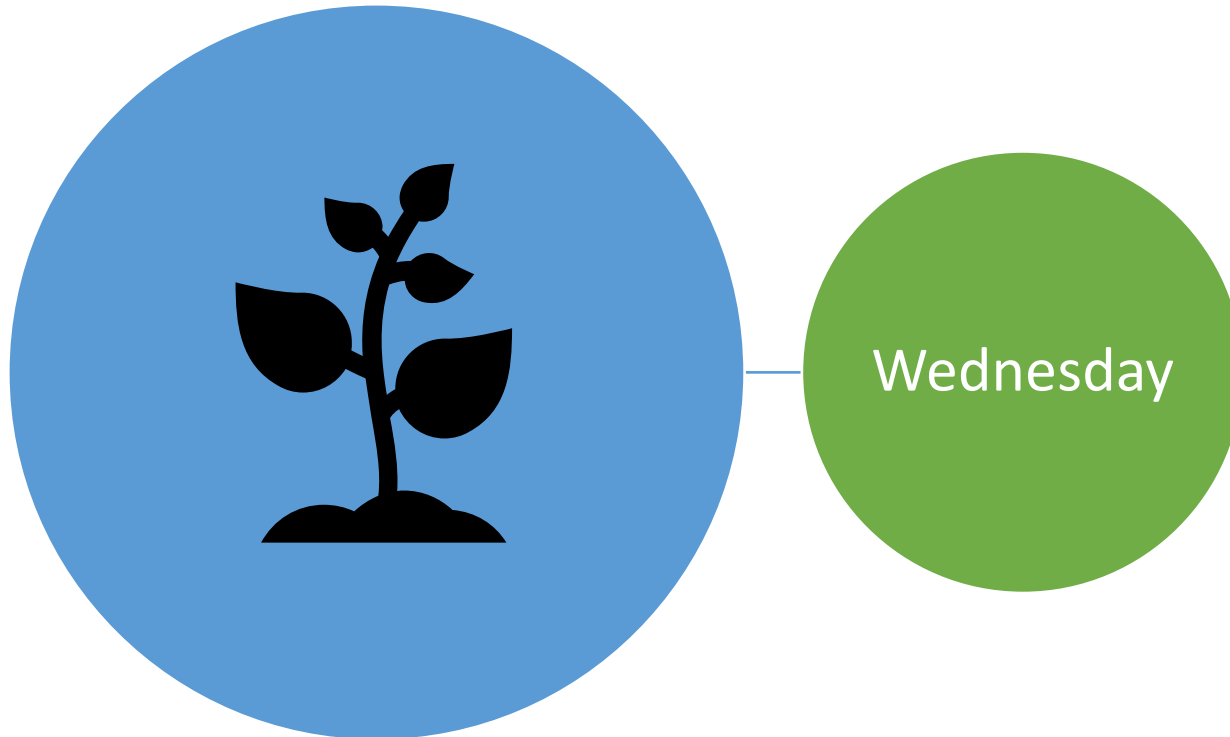
# Tutor Time Curriculum



## Tutor Session

- Sign logbooks
- Check POW cards
- Check uniform
- Equipment check
- Complete attendance data

# Tutor Time Curriculum



## STRIVE

- Strength of character
- Teamwork
- Responsibility
- Initiative
- Volunteering
- Enrichment

# Tutor Time Curriculum



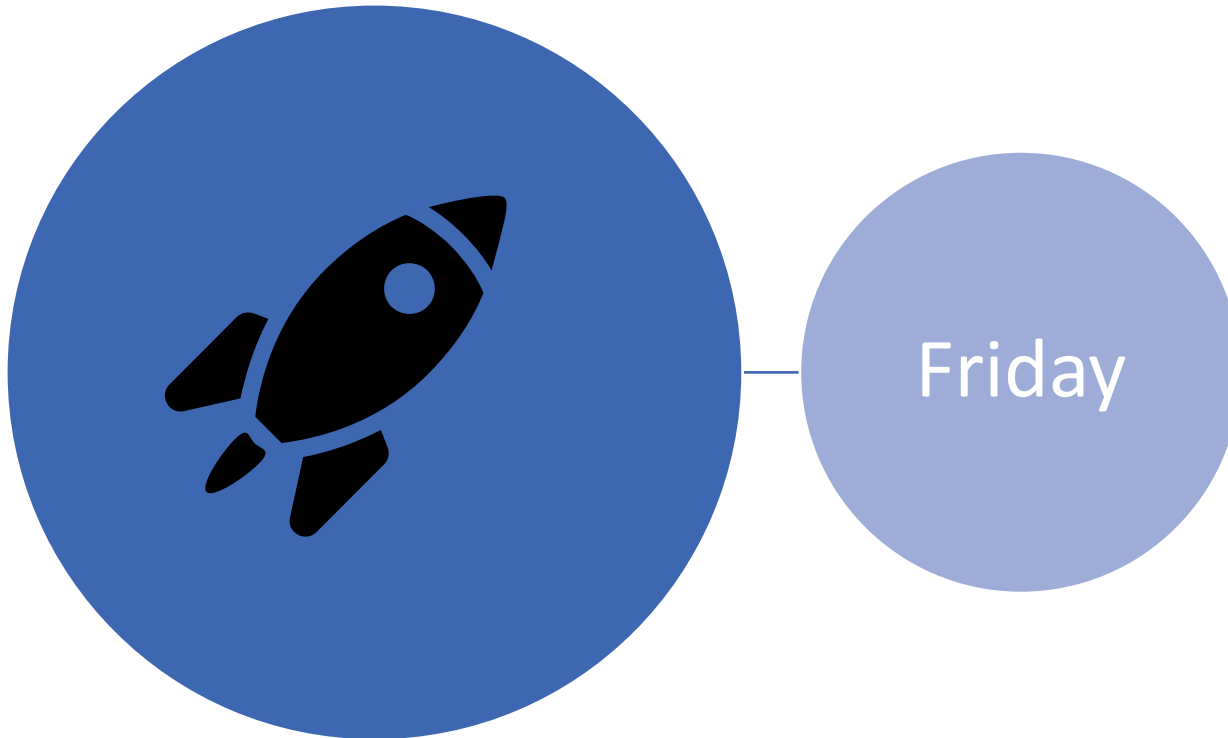
## PRIDE and RESPECT

- The Rule of Law
- Wyvern's Rules
- The Four Point Plan
- On Time, Correct Seat
- Listen in Silence
- Swearing
- Physical contact
- Being a good friend
- Toxic friends
- What is bullying?
- Reporting bullying
- Banter as bullying
- Peer pressure

House Competitions

Debate

# Tutor Time Curriculum



## Careers

- What is a career?
- Challenging stereotypes
- Christmas careers
- Job Dingbats
- National Apprenticeship Week
- High aspirations
- Recognising your skills
- Post-16 options
- National Careers Week

## Tutor Session

- Sign logbooks
- Check POW cards
- Check uniform
- Equipment check
- Complete attendance data

# STRIVE

## Strength of Character

Challenge yourself – Conduct, Achievement, Participation, Mental Health and Wellbeing

## Teamwork

Working together to achieve a common goal, completing a group project, a member of a club, participating in a band, member of a sports team

## Responsibility

Showing the qualities of leadership. leading a class discussion, organizing a group, captaining a club or team. Showing responsibility

## Initiative

Extension of studies of a particular subject they are interested in (Super-Curricular).  
Options (Year 8), Careers (Year 9)

## Volunteering

Volunteer to help in a project or activity. Performing acts of kindness and helping others.  
Take responsibility for an area of college

## Enrichment

Activities outside of academic subjects, participated in students own free time either as part of a group or on their own. Areas they are interested in

Wyvern STRIVE is an award which all our Year 7 students can achieve by completing activities both in and out of college.

The aim is to encourage students to develop as well-rounded people with social maturity and moral purpose by focusing on different areas of growth and then to gain recognition for doing these things.

Wyvern STRIVE is led by your tutor during Tutor Time.



## Curriculum Ambition 3

The curriculum leads students to appreciate their place in the modern world, revealing the opportunities it offers them & the responsibilities they owe to it.

## Milestones and Learning Objectives

What is a career?

Introduction to labour market information and where to find it

How to recognise your skills

Interaction with an employer or employee and consider their career progression

Stereotyping

Apprenticeships

## Key Events and Experiences

Tutor time activities

Group sessions

Engaging with external speakers

Careers discussions

Events and trips

Year 7

# Teaching Personal Responsibility

