


# Key Stage 4 (Years 9/10/11)

Academic Review Data Sheet Explained

**G**rammar  
**P**unctuation  
**V**ocabulary  
**S**pelling

Key Stage 2 (KS2) Scaled Scores		CATS	
GPVS	118	Verbal	122
Reading	116	Logic	137
Maths	120	Numeric	123
Teacher Assessment		Verbal	135
Writing	GDS	Logic	129

Joined Wynn 04/09/2017





Code	Description
BLW	Below the standard of the interim pre-key stage standards
PKF	Pre-key stage - foundations for the expected standard
PKE	Pre-key stage - early development of the expected standard
PKG	Pre-key stage - growing development of the expected standard
HNM	Has not met the expected standard
WTS	Working towards the expected standard
EXS	Working at the expected standard
GDS	Working at a greater depth within the expected standard
A	Absent

**KS2 Scaled Scores.** These are the scores achieved at the end of Y6 by your child in the SATs. You will have been issued these at the time by your child's Primary School. A scaled score of 100 represents having 'met the expected standard'. 80 is the lowest and 120 is the highest scaled score.

Key Stage 2 (KS2) Scaled Scores		CATS	
GPVS	118	Verbal	122
Reading	116	Logic	137
Maths	120	Numeric	123
<b>Teacher Assessment</b>		Spatial	135
Writing	GDS	Average	129

Joined Wyvern 04/09/2017



**Charlie's Minimum Expected Grade (MEG) at GCSE (based on KS2 scores) is:**

7-9



The Cognitive Abilities Test (CAT) is an assessment of a range of reasoning skills. The tests look at 4 types of reasoning; words, logic, numbers and shapes or figures, i.e. verbal, logic, numeric, spatial.


These tests provide useful information about a child's ability in a range of mental activities and help us to consider 'potential' alongside Key Stage 2 results.

Each test is scored out of 140.

Two out of every three students score between 85 and 115.

Nineteen out of every twenty students score between 70 and 130.

Key Stage 2 (KS2) Scaled Scores		CATS	
GPVS	118	Verbal	122
Reading	116	Logic	137
Maths	120	Numeric	123
<b>Teacher Assessment</b>		Spatial	135
Writing	GDS	Average	129
Joined Wyvern 04/09/2017			

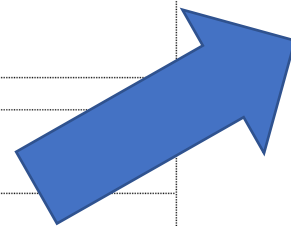


**Charlie's Minimum Expected  
Grade (MEG) at GCSE  
(based on KS2 scores) is:**

7-9

**The Minimum Expected Grade is generated using the historic results of thousands of students across the country based upon the student's Key Stage 2 (Y6) test results in English and Mathematics). The grade shown is what we would aim for at the end of Y11 (GCSE Grade) with 9 being the highest grade and 1 being the lowest. A plus or minus gives greater accuracy.**

<b>Individual Subjects</b> In Attainment 8 groups	<b>Class Details</b>	<b>Projected Final Grades (PFGs) by teachers</b>
<i>Group 1</i>		
<b>English Language GCSE</b>	I0k/EnI Mr S. Lines	6 to 8
<b>Mathematics GCSE</b>	I0k/MaI Mr W. Emeny	6 to 8
<i>Group 2 (English Baccalaureate subjects: sciences, humanities, languages)</i>		
<b>Geography GCSE</b>	I0B/GeI Mrs E. Goss	5 to 7
<b>German GCSE</b>	I0A/GnI Ms L. Ashdown	7 to 9
<b>Science (Triple) GCSE</b>	I0k/ScI Mrs C. Maxwell	7 to 9
<i>Group 3 (other eligible qualifications)</i>		
<b>Design &amp; Technology GCSE</b>	I0D/Dt2 Mr S. Hall	6 to 8
<b>Music GCSE</b>	I0C/MuI Mr A. Veale	7 to 9



**The Projected Final Grade Range is the class teacher's judgement of the most likely GCSE Grade at the end of Y11, when they completed the data entry exercise. This is not a predicted grade and is only intended to give parents and students an indication of future outcome.**

# Grade set for Cambridge National courses

New GCSE Grades	9	8	7	6	5 Strong pass	4 Standard pass	3	2	1	U
Cambridge Nationals Equivalent	L2D*	L2D		L2M		L2P	L1D	L1M	L1P	U